2019 PRODUCT CATALOGUE

INTERIOR APPLICATION

Established since 2003

DOOYA®
TUBULAR MOTOR

DOOYA®

TUBULAR MOTOR

EMPIRE STATE BUILDING
New York, USA
THE GHERKIN
London, UK
MOLE ANTONELLIANA
Turin,Italy
HASSAN II MOSQUE
Casablanca, Morocco
GREAT WALL
Beijing, China
GIRALDA TOWER
Seville, Spain
EIFFEL TOWER
Paris, France
QUTB MINAR
Delhi, India
ST BASIL CATHEDRAL
Moscow, Russia
CN TOWER
Toronto, Canada

EVERY 5" SECONDS

A DOOYA MOTOR IS INSTALLED WORLDWIDE

01 Dooya Company Profile

03 Company Introduction
05 Electronic Assembly
07 Motor Production
09 Product Certification
11 Trade Fair Presence
12 Dooya Export Market
13 Dooya Business Performance
15 Project References
19 Product Applications
21 Technical Support

02 Product Feature Chart

30 S Series
31 R Series
32 B Series
33 E Series
35 DT/DK Series
37 DV Series

03 Bi-directional Motor System

41 Bi-directional System Structure
42 Tap into Internet of Things
44 Wi-Fi Bridge
45 Wi-Fi Module & Wi-Fi Motors
47 KNX Motors & Z-Wave Motors

04 Motorized Roller System

51 Bi-directional Battery Motor For Roller System
57 Bi-directional Motor With External Battery For Roller System
59 KNX Motor For Roller System

05 Motorized Cord-lifting System

63 Bi-directional Motor For 1 Inch Venetian
65 Bi-directional AC Motor For 2 Inch Wood Venetian
67 Bi-directional Dual-shaft Motor For 2 Inch Fabric Venetian
69 Bi-directional DC Motor For TDBU Shades
71 Bi-directional Dual-shaft Motor For 1 Inch Roman
73 Bi-directional Dual-shaft Motor For 2 Inch Roman

06 Motorized Curtain Track

77 Bi-directional Horizontal Mounting Battery Curtain Motor
79 Track & Accessories B#
81 Bi-directional Multi-feature Curtain Motor
83 Track & Accessories S#
85 Bi-directional Ripple Fold Curtain Motor
87 Track & Accessories S#
89 Bi-directional Vertical Blinds Motor
91 Motorized Vertical Blinds Accessories

07 Motorized Double-glazed Shading

99 Motor For Double-glazed Venetian Blinds
101 Motor For Double-glazed Honeycomb

08 Motorized Projection Screen

105 Mechanic Motor For Projection Screen
107 Electronic Motor For Projector Rack

09 Motorized Insect Screen

111 Bi-directional Battery Motor For Roller Screen

10 Motorized Wood Shutter

115 Surface-mounting Motor For Wood Shutter

11 Control System

119 Emitters
141 Receivers
153 Switches
155 Switch Converter
156 Repeaters
157 Battery Pack & Solar Panel
160 Dry Contact To Radio
161 Group Controllers

12 Product Parameter

165 DV Series
167 DT Series
169 DK Series
170 DS/DB Series
171 LE/LEU Series
172 CE/TE Series
173 S Series
174 Q Series
175 R Series
177 B Series
179 E Series

13 Motor Accessories

183 Tube And Accessories
185 Crown And Adaptor
189 Tube Idler
190 Wall Mount Bracket
191 Click-in Bracket
192 Venetian Blinds Accessories
193 Tube Fitting Quick Guide

DOOYA
TUBULAR MOTOR

01 Dooya Company Profile

03 Company Introduction
05 Electronic Assembly
07 Motor Production
09 Product Certification
11 Trade Fair Presence
12 Dooya Export Market
13 Dooya Business Performance
15 Project References
19 Product Applications
21 Technical Support

Dooya First Floor Lobby

Dooya Office Building

Dooya Staffs Office


Dooya Product Demo Center

Dooya Sixth Floor Lobby

Dooya Staff Snooker Room

Dooya Show Room

Dooya Factory Panorama

COMPANY INTRODUCTION

- 95,000 sqm (113,620 sqyd) production space and 2,400 employees
- Annual turnover: 228 million USD in year 2018
- Annual output: 8.4 million motors and 6 million electronic control units
- No.2 tubular motor manufacturer worldwide
- China's No.1 OEM/ODM tubular motor supplier for oversea market
- 68% of China market

Main product categories: tubular motors, venetian motors, curtain motors, vertical blinds motors, window actuators, control system and accessories

Electronic Assembly Production

ELECTRONIC ASSEMBLY

- 8 Yamaha SMT electronic assembly line and 4 DIP assembly line
- Daily production capacity: 45,000 units
- Computerized assembly-line monitoring system
- ICP test and CCD Automated Visual Inspection System
- ERP assisted order, production and logistics management system
- Lean production system implemented
- Barcode tracking system for flow of materials and goods
- Systematic on-job skill training and off-site development for employees

Motor Production

MOTOR PRODUCTION

- 35 U-shape AC motor assembly line, 16 DC motor assembly line and 8 SMT electronic assembly line
- Daily production capacity: 40,000 motors
6 in-line quality control stations per assembly line
100% in-line motor quality inspection
- Computerized assembly-line monitoring system
- ERP assisted order, production and logistics management system
- Lean production system implemented
- Barcode tracking system for flow of materials and goods
- Systematic on-job skill training and off-site development for employees

PRODUCT CERTIFICATION

CE
Certification
(Europe)

TUV
Certification
(Germany)

VDE
Certification
(Germany)

NF
Certification
(France)

Reach
Certification
(Europe)

Global Environment
Protection
Certification

UL
Certification
(North America)

ETL
Certification
(Canada & US)

Wireless
Emission Frequency
Certification (USA)

IC
Certification
(Canada)

JRF
Certification
(Japan)

KC
Certification
(Korea)

3C
Certification
(China)

SASO
Certification
(Saudi Arabia)

ISO9001 Quality
Management System
Certification

ISO14001 Environment
Management System
Certification

Z-WAVE
Certification

KNX
Certification

WIFI
Certification

Dooya has constantly invested in testing labs and life cycle test in addition to regular quality inspection procedures, tens of thousands motors are put through life cycle test every year for minimum 10,000 cycles to ensure the warranty for 5 years.



TRADE FAIR PRESENCE

R+T Stuttgart
Germany

Heimtextil Frankfurt
Germany

IWCE, USA

R+T Shanghai
China

Equipbaie Paris
France

Batimat Paris
France

DOOYA EXPORT MARKET

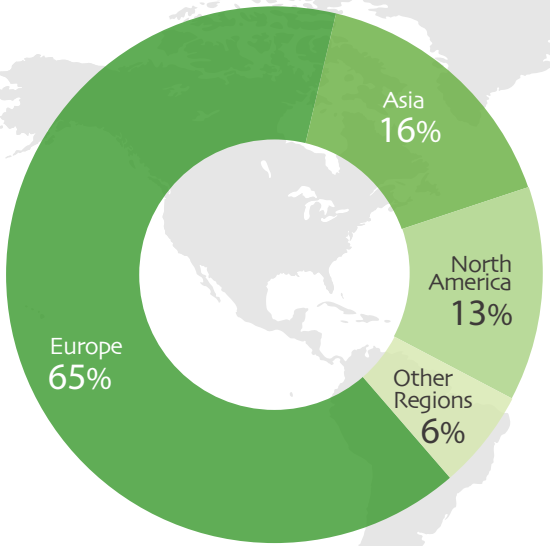

INTERNATIONAL MARKET

Customers & Partners In 60+ Countries

Europe	Asia	America	Other Regions
Germany	China	USA	Australia
Italy	Japan	Canada	South Africa
Spain	Korea	Brazil	New Zealand
France	Pakistan	Argentina	Algeria
Poland	Lebanon	Mexico	Libya
Netherlands	Kuwait	Bahamas	Tunisia
Portugal	Jordan	Guatemala	Egypt
Turkey	Iran	Chile	
Belgium	UAE	Venezuela	
UK	Israel	Columbia	
Norway	India	Ecuador	
Sweden			
Russia			
Kosovo			
Czech			

DOOYA BUSINESS PERFORMANCE

DOOYA ANNUAL TURNOVER (2003~2018)

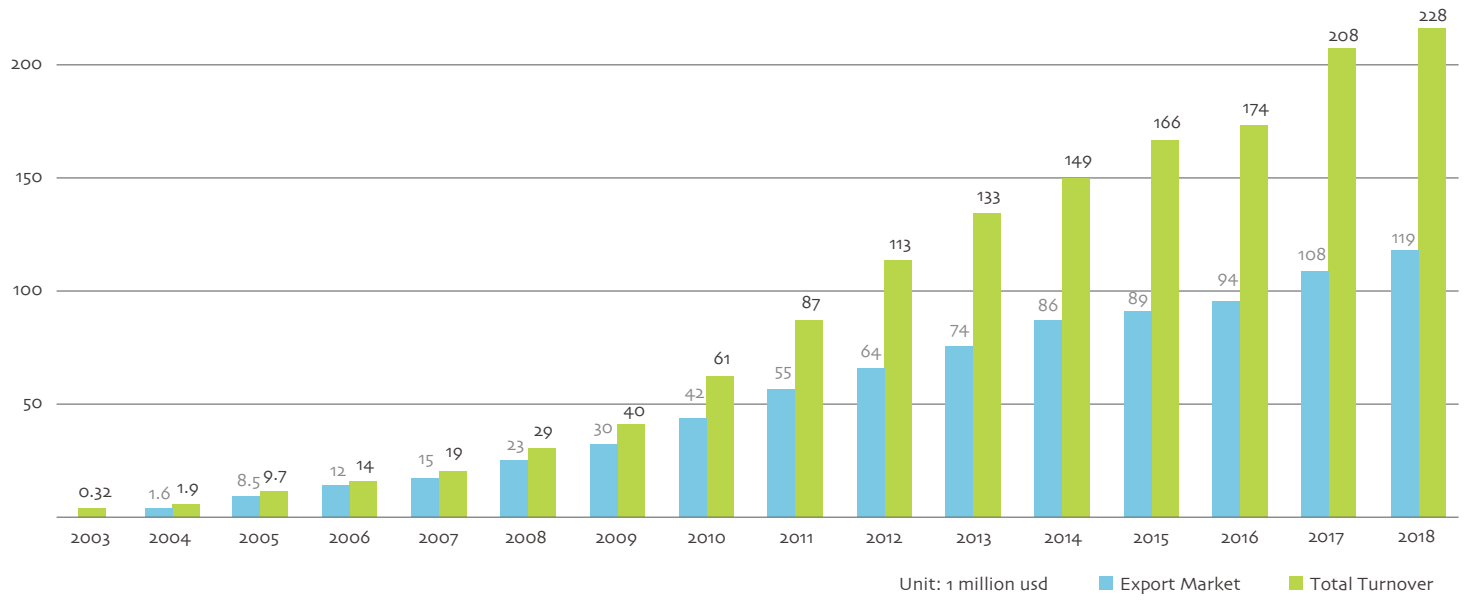

BUSINESS BREAKDOWN

In year 2018, DOOYA's total turnover reached USD228 Million, with USD119 Million (52%) from overseas market and USD109 Million (48%) from domestic market. DOOYA brand product is promoted in China market and OEM/ODM products are offered to overseas market.

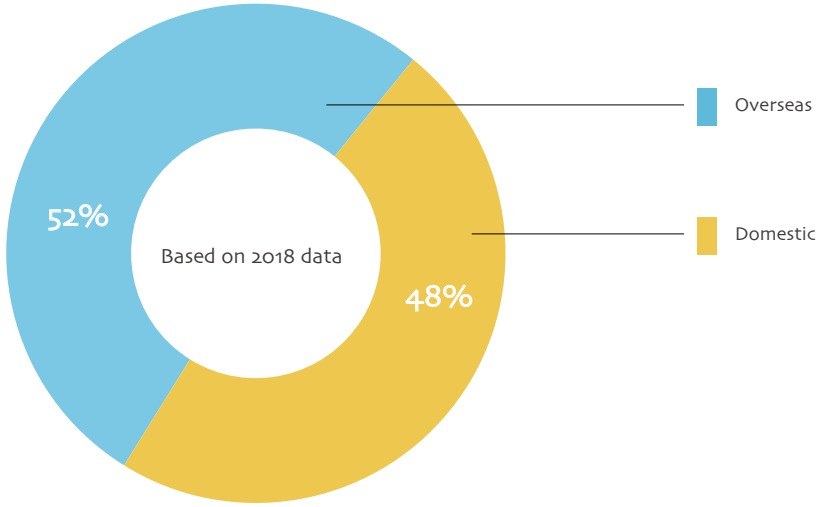

Taipei 101

Sanya Phoenix Island Hotel


Shenzhen KingKey 100

Sheraton Beijing Dongcheng Hotel

Nanchang Lake Guest House

Sanya Perfume Bay Resort Hotel

Shanghai Henglong Plaza



East lake International Conference Centerl Wuhan

Sanya Intercontinental Sanya Haitang Bay Resort

PROJECT REFERENCES

PROJECT REFERENCES

Hilton Hotel

JW Marriott Hotel

Westin Hotel

HYATT Hotel

Courtyard Hotel

Crowne Plaza

Nanyuan Hotel

Narada Resort & Spa Perfume Bay

Century Luxury Hotel

Shanghai Volkswagen

Intercontinental Hotel

Landison

Shangri-la Hotel

Hilton Hotel

SIP BioBay Suzhou

Kempinski hotel

Beijing National Stadium

Doubletree by Hilton

IBM Office Building

Sofitel Hotel

Baiyun International Airport

Banyan Tree Hotel

AMD China headquarters

EGO Digital Headquarters

LG Meeting Room

Grand Skylight Hotel

China Construction Bank

Oriental Deluxe Hotel

Harmony Train Locomotive Shade

Taipei 101

Sany heavy industry

SAMSUNG Electronics (China)

ICBC

PRODUCT APPLICATIONS

No.	Product	Application
1	DM Tubular Motor	Motorized Roller Blinds; Motorized Venetian Blinds; Motorized Roman Blinds; Motorized Pleated Blinds; Motorized Ceiling Curtain; Motorized Sheer Blinds; Motorized Lift Curtain; Motorized Honeycomb Blinds; Motorized Shangri - La Blinds; Outdoor Motorized Roller Blinds; Motorized Awning; Motorized Roller Shutter; Motorized Roller Door; Motorized Window Awning; Motorized Louver; Motorized Projector Rack; Motorized Banner Lifter; Motorized Projection Screen
2	DM DC Tubular Motor	Motorized Roller Blinds; Motorized Aluminium Venetian Blinds; Motorized Roman Blinds; Motorized Sheer Blinds; Motorized Shangri - La Blinds; Motorized Aluminium Venetian Blinds; Motorized Screen
3	DV Venetian Motor	Motorized Aluminium Venetian Blinds; Double-glazed Aluminium Venetian Blinds; Motorized Pleated Blinds; Motorized Honeycomb Blinds; Motorized Day&Night Blinds; Motorized Roman Blinds; Motorized Wooden Venetian Blinds

No.	Product	Application
4	DT Curtain Motor	Motorized Curtain Motorized Lift Curtain
5	DJ Window Actuator	Motorized Louver Window Actuator
6	DV Outdoor Venetian Motor	Motorized Aluminium Venetian Blinds

No.	Product	Application
7	DK Vertical Blinds Motor	Motorized Vertical Blinds
8	DV Wood Shutter Motor	Motorized Wood Shutter
9	DC Control System	Compatible With All Dooya Products

TECHNICAL SUPPORT

QUICK CALCULATION OF TORQUE & WEIGHT

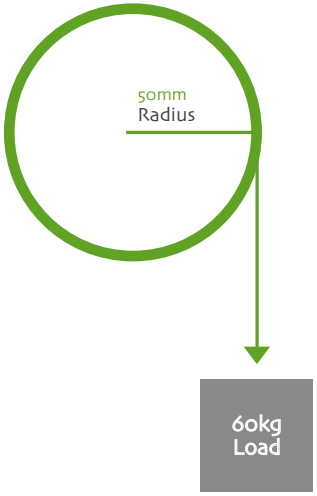

?N·m

Torque (N.m) = Radius (mm) x Load (kg) ÷ 100
= 50 (mm) x 60 (kg) ÷ 100 = 30(N.m)

?kg

Load(Kg) = Torque(N.m) x 100 ÷ Radius (mm)
=30 (N.m) x100÷50(mm)=60(kg)

Remark: Calculation in diagram base on the Newton`s Law
(1 inch=25.4mm 1 pound=0.454Kg)



TECHNICAL SUPPORT

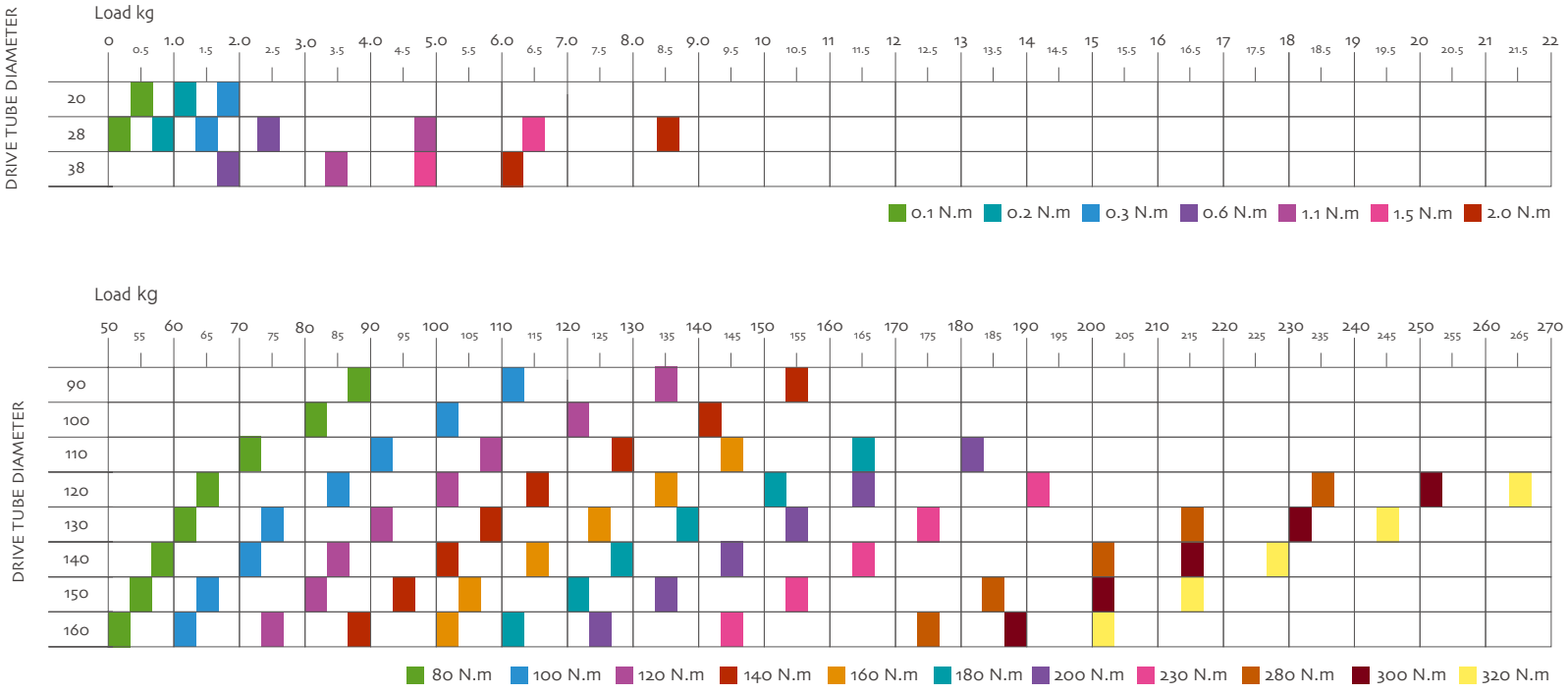

Remark:Diagram here is only reference for end users

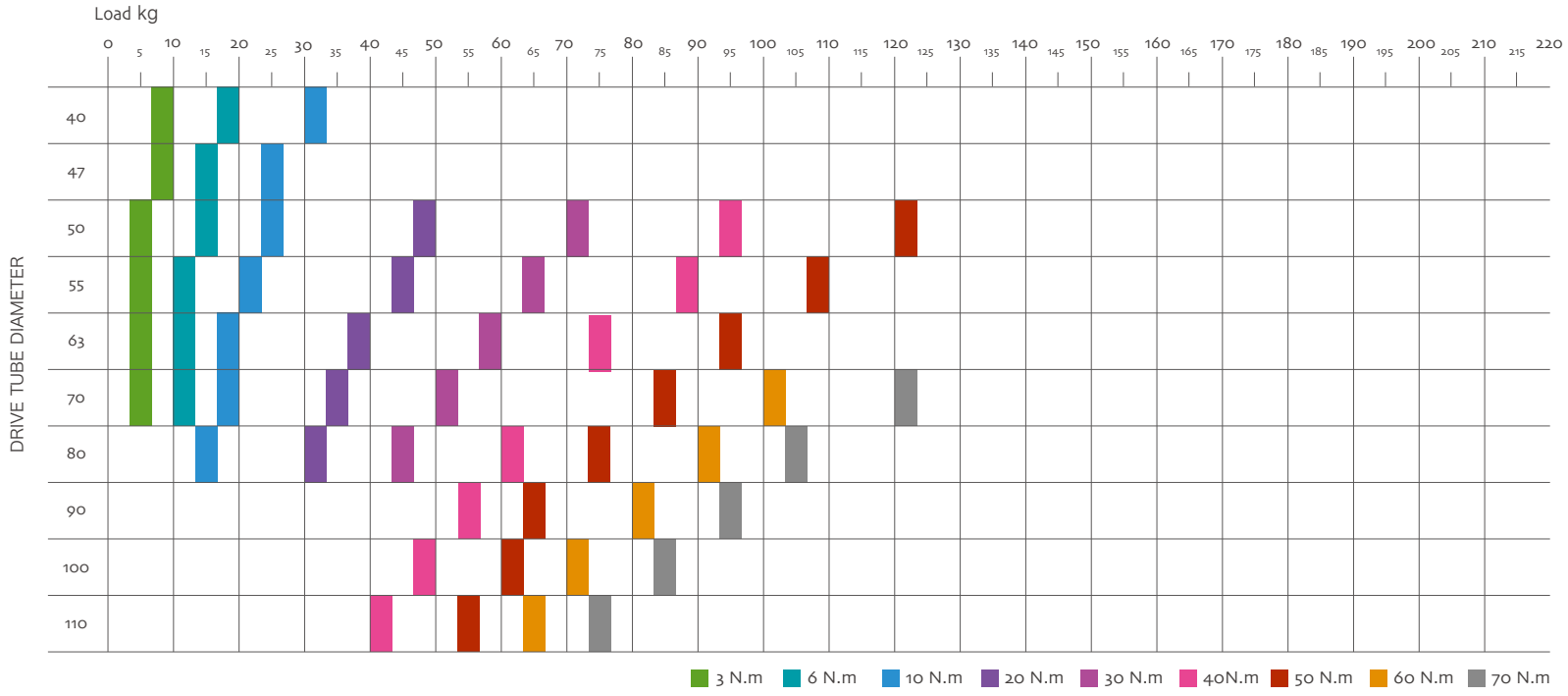
Load kg
0 5 10 15 20 25 30 35 40 45 50 55 60 65 70 75 80 85 90 95 100 105 110 115 120 125 130 135 140 145 150 155 160 165 170 175 180 185 190 195 200 205 210 215 220
DRIVE TUBE DIAMETER
40
47
50
55
63
70
80
90
100
110
3 N.m
6 N.m
10 N.m
20 N.m
30 N.m
40N.m
50 N.m
60 N.m
70 N.m

DOOYA QUIET MOTOR

DOUBLE HELICAL GEAR TECHNOLOGY

Double Helical Gear Technology	Quiet Motor	Q Series	QA Series	30dB
Helical Gear Technology	Low- Noise Type Motor	SL Series	QL Series	35dB
Standard Gear Technology	Standard Motor	S Series	M Series	42dB



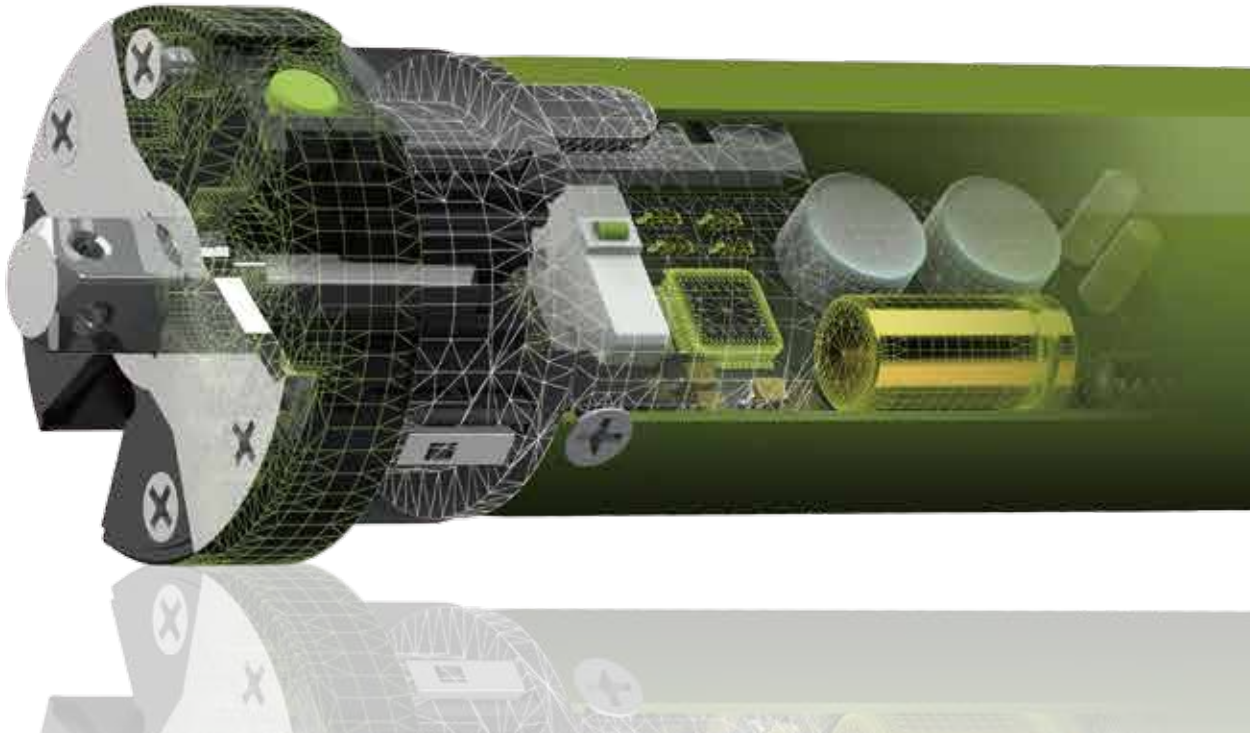



02

Product Feature Chart

30 S Series
31 R Series
32 B Series
33 E Series
35 DT/DK Series
37 DV Series

Venetian Motor

Wood Shutter Motor



USB

Vertical Blinds Motor

Mechanic Limit Motor

ROOYA MOTORS

Electronic Limit Motor

Curtain Motor

Control System

PRODUCT FEATURE CHART

Mechanic Limit Motor

● DEFAULT FEATURE / ○ OPTIONAL FEATURE

No.	FEATURE	SERIES: S			
		S 4-wire (AC)	SL 4-wire (AC)	Q 4-wire (AC)	DS 2-wire (AC)
1	Mechanic Limit	●	●	●	●
2	Switch Direction	●	●	●	●
3	External Controller ①	●	●	●	●
4	Low Noise		●		
5	Quiet			●	
6	DC Power				●

Note:
① Check with DOOYA Technical Support for suitable switch controller.

● DEFAULT FEATURE / ○ OPTIONAL FEATURE

No.	FEATURE	SERIES: R								
		R 3-wire (AC)	RAQ 3-wire (AC)	RB 5-wire (AC)	RBQ 5-wire (AC)	RL 3-wire (AC)	RQ 3-wire (AC)	R/Z 3-wire (AC)	R/XB 3-wire (AC)	RV 3-wire (AC)
1	Mechanic Limit	●	●	●	●	●	●	●	●	●
2	Built-in Receiver①	●	●	●	●	●	●	●	●	●
3	Jog & Tilt	●	●	●	●	●	●	●	●	●
4	Switch Direction	●	●	●	●	●	●	●	●	●
5	Switch Control②		●		●					●
6	Low Noise					●				
7	Quiet		●		●		●			
8	Program Button③							●		
9	RS485 Interface								●	
10	Scene Control④	●	●	●	●	●	●	●	●	●
11	APP Control⑤	●	●	●	●	●	●	●	●	●
12	Scan & Program⑥	●	●	●	●	●	●	●	●	●
13	Integrated Repeater⑦	○	○	○	○	○	○	○	○	○
14	Status Feedback⑧	●	●	●	●	●	●	●	●	●

Note:

① Default RF Frequency: 433.92MHz, Customization Options: 315MHz, 429MHz, 447MHz, 868MHz.
② Check with DOOYA Technical Support for suitable switch type.
③ Program button is used for pairing, switching direction, reset etc, check with DOOYA technical support for details.
④ Preset group control of motorized products with APP.
⑤ Control with APP via connector.
⑥ Scan, select and program the motor with remote.
⑦ Motor can be configured as a signal repeater.
⑧ Motor status is reported back to app via connector.

● DEFAULT FEATURE / ○ OPTIONAL FEATURE

No.	FEATURE	SERIES: B (DC)		SERIES: B (AC ONLY)			
		DB 2-wire (DC)	JLB Wand (DC1370)	A 5-wire (AC)	BQ 5-wire (AC)	BH 5-wire (AC)	BK 5-wire (AC)
1	Electronic Limit	●	●	●	●	●	●
2	Switch Direction	●	●	●	●	●	●
3	Stall Protection①	●	●	●	●	●	●
4	External Controller②	●	●	●	●	●	●
5	Program Button	●	●	●	●	●	●
6	Jog & Tilt		●				
7	DC Power	●	●				
8	Parallel Wiring			●	●	●	●
9	Low Noise			●			
10	Quiet				●		
11	Short Motor					●	
12	Wand Control		●				
13	Built-in Lithium Battery		●				
14	Solar Charging		●				

Note:
① When fabric is stalled, motor will stop for protection, check with DOOYA technical support for detail.
② Check with DOOYA technical Support for suitable switch controller.

PRODUCT FEATURE CHART

Electronic Limit Motor

● DEFAULT FEATURE / ○ OPTIONAL FEATURE

No.	FEATURE	SERIES: E (DC,AC-DC)							SERIES: E (AC ONLY)								
		LEU	LE	CE 2-wire (AC)	CEQ 2-wire (AC)	LEQ	TE 2-wire (AC)	TEQ 2-wire (AC)	ECA 5-wire (AC)	ECB 3-wire (AC)	EQ 3-wire (AC)	F/SK 3-wire (AC)	EQ/SK	EQL/J 3-wire (AC)	EH 3-wire (AC)	EZ 3-wire (AC)	F 3-wire (AC)
1	Electronic Limit	●	●	●	●	●	●	●	●	●	●	●	●	●	●	●	●
2	Switch Direction	●	●	●	●	●	●	●	●	●	●	●	●	●	●	●	●
3	Stall Protection①	●	●	●	●	●	●	●	●	●	●	●	●	●	●	●	●
4	Jog & Tilt	●	●	●	●	●	●	●	●	●	●	●	●	●	●	●	●
5	Preferred Stop Position	●	●	●	●	●	●	●	●	●	●	●	●	●	●	●	●
6	Program Button②	●	●	●	●	●	●	●	●	●	●	●	●	●	●	●	●
7	Speed Regulation	●	●	●	●	●	●	●									
8	Memorized Setting③	●	●	●	●	●	●	●	○	○	○	○	●	○	○	○	○
9	DC Power	●	●	●	●	●											
10	Switch Control								●						●		
11	Low Noise											●					●
12	Quiet				●	●		●			●		●	●			

● DEFAULT FEATURE / ○ OPTIONAL FEATURE

No.	FEATURE	SERIES: E (DC,AC-DC)							SERIES: E (AC ONLY)								
		LEU	LE	CE 2-wire (AC)	CEQ 2-wire (AC)	LEQ	TE 2-wire (AC)	TEQ 2-wire (AC)	ECA 5-wire (AC)	ECB 3-wire (AC)	EQ 3-wire (AC)	F/SK 3-wire (AC)	EQ/SK 3-wire (AC)	EQL/J 3-wire (AC)	EH 3-wire (AC)	EZ 3-wire (AC)	F 3-wire (AC)
13	Short Motor			●	●											●	
14	Built-in Lithium Battery	●	●			●											
15	Solar Charging	●	●			●											
16	AC 100~240v						●	●									
17	RS485 Interface													●			
18	KNX Compatible											●	●				
19	Radio Lock④	●	●	●	●	●	●	●	●	●	●	●	●	●	●	●	●
20	Scene Control⑤	●	●	●	●	●	●	●	●	●	●	●	●	●	●	●	●
21	App Control⑥	●	●	●	●	●	●	●	●	●	●	●	●	●	●	●	●
22	Scan & Program⑦	●	●	●	●	●	●	●	●	●	●	●	●	●	●	●	●
23	Integrated Repeater⑧						●	●	●	●	●	●	●	●	●	●	●
24	Status Feedback⑨	●	●	●	●	●	●	●	●	●	●	●	●	●	●	●	●

Note:
① When fabric is stalled, motor will stop for protection, check with DOOYA technical support for detail.
② Program button is used for pairing, switching direction, reset etc, check with DOOYA Technical support for details.
③ Pair a new emitter or unpair an emitter does not affect memorized Setting (limits, other emitters) of the motor.
④ Radio control can be disabled
⑤ Preset group control of motorized products with APP.
⑥ Control with APP via connector.
⑦ Scan, select and program the motor with remote.
⑧ Motor can be configured as a signal repeater.
⑨ Motor status is reported back to app via connector.

PRODUCT FEATURE CHART

Electronic Limit Motor



● DEFAULT FEATURE / ○ OPTIONAL FEATURE

No.	FEATURE	SERIES: DT(AC ONLY)					SERIES: DT(DC,AC-DC)					SERIES:DK (DC, AC-DC)		
		S 4-wire (AC)	EN 3-wire (AC)	EV 5-wire (AC)	TS 4-wire (AC)	TN 2-wire (AC)	TV 5-wire (AC)	TV/P 5-wire (AC)	LE	WTE 2-wire (AC)	MTE 2-wire (AC)	DK30DE 2-wire (AC)	DK30NE	DK30LE
1	Electronic Limit	●	●	●	●	●	●	●	●	●	●	●	●	●
2	Stall Protection ①	●	●	●	●	●	●	●	●	●	●	●	●	●
3	Switch Direction	●	●	●	●	●	●	●	●	●	●	●	●	●
4	Auto Limit Setting	●	●	●	●	●	●	●	●	●	●	●		
5	Manual Override	●	●	●	●	●	●	●	●					
6	Run/Stop by Pulling Fabric ②		●	●	●	●	●	●	●					
7	Switch Control ③	●	●	●	●	●	●	●	●					
8	Preferred Stop Position		●	●		●	●	●	●	●	●	●	●	●
9	Program Button ④	●	●	●	●	●	●	●	●	●	●	●	●	●
10	AC 100~240V				●	●	●	●		●	●			
11	Lithium Battery Pack								●					

● DEFAULT FEATURE / ○ OPTIONAL FEATURE

No.	FEATURE	SERIES: DT(AC ONLY)					SERIES: DT(DC,AC-DC)					SERIES:DK (DC, AC-DC)		
		S 4-wire (AC)	EN 3-wire (AC)	EV 5-wire (AC)	TS 4-wire (AC)	TN 2-wire (AC)	TV 5-wire (AC)	TV/P 5-wire (AC)	LE	WTE 2-wire (AC)	MTE 2-wire (AC)	DK30DE 2-wire (AC)	DK30NE	DK30LE
12	Solar Charging								●					●
13	RS485 Interface		●	●		●	●			●	●			
14	Radio Lock⑤		●	●		●	●	●	●	●	●	●	●	●
15	Brushless DC Motor									●	●			
16	Third-party Interface/ Module⑥							●						
17	Hotel Mode			●			●	●						
18	Scene Control⑦		●	●	●	●	●	●	●	●	●	●	●	●
19	APP Control⑧		●	●	●	●	●	●	●	●	●	●	●	●
20	Scan & program⑨		○	○	○	○	○	○	○	○	○	○		
21	Integrated Repeater⑩		○	○	○	○	○	○		○	○	○		
22	Status Feedback⑪		●	●	●	●	●	●	●	●	●	●	●	●

Note:
① when fabric is stalled, motor will stop for protection, check with DOOYA technical support for details.
② Can be enabled or disabled by user.
③ Checn with DOOYA technical support for suitable type.
④ Program button is used for pairing, switching direction, reset, etc, check with DOOYA technical support for detail. Consult DOOYA technical support for suitable solar charger models.
⑤ Radio control can be disabled.
⑥ Third-party interface: RS485; module: Z-Wave, Zigbee, Wifi
⑦ Preset group control of motorized products with APP
⑧ Control with APP via connector
⑨ Scan, select and program the motor with remote
⑩ Motor can be configured as a signal repeater
⑪ Motor status is reported back to app via connector

PRODUCT FEATURE CHART

Electronic Limit Motor

● DEFAULT FEATURE / ○ OPTIONAL FEATURE

No.	FEATURE	SERIES: DV FOR VENETIAN															
		DV18DS 2-wire (DC)	DV24DG 2-wire (DC)	DV24DH 2-wire (DC)	DV24AF 2-wire (DC)	DV24CE 2-wire (DC)	DVQ24CE 2-wire (DC)	DV24CF 2-wire (DC)	DVQ24CF 2-wire (DC)	DV30CE 2-wire (DC)	DV30CF 2-wire (DC)	DV33NE 2-wire (DC)	DV40CF 2-wire (DC)	DV40DF 2-wire (DC)	DV50CE 2-wire (DC)	DV50CA
1	Electronic Limit				●	●	●	●	●	●	●	●	●	●	●	●
2	Single Shaft	●	●			●	●			●	●	●			●	
3	Memorized Setting ①				●	●	●	●	●	●	●	●	●	●	●	●
4	Dual Shaft			●	●			●	●				●	●		●
5	External Controller	●	●	●												
6	Wand Switch Control															
7	Jog & Tilt				●	●	●	●	●	●	●	●	●	●	●	●
8	Preferred Stop Position				●	●	●	●	●	●	●	●	●	●	●	●
9	Stall Protection ②	●	●	●	●	●	●	●	●	●	●	●	●	●	●	●

● DEFAULT FEATURE / ○ OPTIONAL FEATURE

No.	FEATURE	SERIES: DV FOR VENETIAN														
		DV18DS 2-wire (DC)	DV24DG 2-wire (DC)	DV24DH 2-wire (DC)	DV24AF 2-wire (DC)	DV24CE 2-wire (DC)	DVQ24CE 2-wire (DC)	DV24CF 2-wire (DC)	DVQ24CF 2-wire (DC)	DV30CE 2-wire (DC)	DV30CF 2-wire (DC)	DV33NE 2-wire (DC)	DV40CF 2-wire (DC)	DV40DF 2-wire (DC)	DV50CE 2-wire (DC)	DV50CA
10	Program Button③				●	●	●	●	●	●	●	●	●	●	●	●
11	Low Power Consumption		●	●	●	●	●	●	●	●	●	●	●		●	●
12	Low Vibraion						●		●							
13	Programmed Limit Adjustment				●	●	●	●	●	●	●	●	●	●	●	
14	Scene Control④				●	●	●	●	●	○	○	○	○	○	○	○
15	APP Control⑤				●	●	●	●	●	●	●	●	●	●	●	●
16	Scan & program⑥				●	●	●	●	●	●	●	●	●	●	●	●
17	Status Feedback⑦				●	●	●	●	●	●	●	●	●	●	●	●

Note:
① Pair a new emitter or unpair an emitter does not affect memorized setting(limits, other emitters) of the motor.
② When fabric is stalled, motor will stop for protection, check with DOOYA technical support for details.
③ Program button is used for pairing, switching direction, reset, etc, check with DOOYA technical support for detail.
④ Preset group control of motorized products with APP.
⑤ Control with APP via connector.
⑥ Scan, select and program the motor with remote.
⑦ Motor status is reported back to app via connector.



03 Bi-directional Motor System

41 Bi-directional System Structure
42 Tap into Internet of Things
44 Wi-Fi Bridge
45 Wi-Fi Module & Wi-Fi Motors
47 KNX Motors & Z-Wave Motors

Yeelight
Amazon Alexa
PHILIPS
hue
Google Assistant
IFTTT
LIFX
DOOYA
TUBULAR MOTOR
amazon
web services
Wi-Fi Application
Smartphone & APP
iPad
Wi-Fi Bridge
RF Application
3rd Party Interface
Control4
CRESTRON
Scene Remote
Remotes & Sensors

TAP INTO INTERNET OF THINGS

Google Assistant

"OK Google, Start my day"
"OK Google, Open shutter to 20%"
"Ok Google, Turn on scene"
"OK Google, Good night"

Skills & features developed, tested and published for both Amazon Alexa and Google Assistant.
Enabled voice control and interaction of motorized window coverings through customized voice command and favorites set by users.

Link up with IFTTT (IF This Then That) provides much broader options to users of our motorized products, creating new ways to interact their window coverings with existing smart home devices and numerous IoT services available over the INTERNET.

Amazon Alexa

"Alexa, Start my day"
"Alexa, Turn on scene"
"Alexa, Turn on shutter to 50%"
"Alexa, Good night."

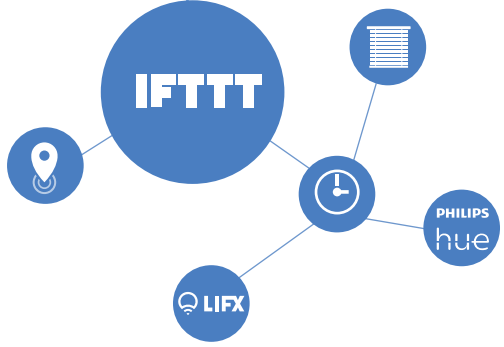

NATIVE SIRI INTEGRATION

"Siri, close bedroom curtain."
Simple as that.
* For iOS12 or above only.

STAY UPDATED

The motor updates realtime positions, low-battery warning or other status back to your smartphone.

To download the APP, search "Shade Connector" on "Apple Store" or "Google Play".

PLAN & PLAY

One window, all windows, 7:01am, every weekday evening, 5 minutes after sunset... plan and create your own automatic schedule for all your motorized window coverings and sun shading at home.

EASY & LAZY

Manual work is no longer necessary to move the blinds at home, automated actions and a simple touch on the phone is sufficient, even when you are traveling.

WI-FI BRIDGE

Wi-Fi bridge is a Wi-Fi to RF bi-directional controller with integrated RS485 interface. It builds a connection via user's Wi-Fi router at home and enables user to control motorized window covering and sunshading products with designated smartphone applications and interaction with ecosystem such as Amazon Alexa, Google Assistant,etc, via cloud API. The RS485 interface offers additional integration option into the third party home automation systems.

DD7002B Wi-Fi Bridge

- 5V 1A (micro USB)
- 2.4GHz Wi-Fi, 433MHz
- RS485 (RJ11)
- 0°C ~ 40°C
- L 132.2 * W 75 * H 36 (mm)

- Firmware Update

- Max. 30 motors
- Max. 20 scenes
- Max. 20 timers
- Max. 20 rooms

- Bi-directional Radio Control
- One Way Radio Control

DC114S
Wi-Fi Module

- Works with Google Assistant,Amzon Alexa and IFTTT
- Smartphone Control (Direct Wi-Fi Connection)
- Works with Siri (For iOS12 or above only)
- OTA Firmware Update
- FC CE

- One module per motor
- T For motor up to 20N.m
- For standard or interlock wall switch
- P Output Power: 300W
- Working Temperature: -10°C~+50°C
- Radio frequency: 2.4GHz Wi-Fi
- Dimension: 51mm x 51mm x 27mm

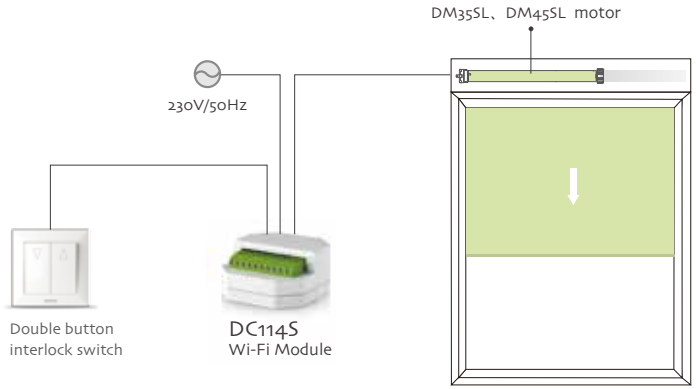

Wi-Fi Tubular Motor

DM35F/W

- Electronic Limit
- Switch Direction
- Stall Protection
- Built-in Receiver
- Jog Mode
- Preferred Stop Position

- Works with Google Assistant,Amzon Alexa and IFTTT
- Smartphone Control (Direct Wi-Fi Connection)
- Support motor status feedback
- Firmware Update
- Support Open/Up, Stop, Close/Down and Precise control
- Works with Siri (For iOS12 or above only)

DT72TV/W

- Electronic Limit
- Stall Protection
- Switch Direction
- Auto Limit Setting
- Manual Override
- Switch Control

Wi-Fi Curtain Motor

KNX MOTOR

- KNX certified and registered
- Flexible control modes
- Position Feedback
- Multi-limit positions

DT300E/K
KNX Motor

- Electronic Limit
- Switching Direction
- Stall Protection
- Built-in Receiver
- Manual Override
- Preferred Stop Position
- Auto Limit Setting

DM45F/SK
KNX Motor

- Precise limit setting
- Scan & program
- Preferred stop position
- Memorized setting
- Switch direction
- Stall Protection

Z-WAVE MOTOR

Z-Wave Plus S2 certified device

Position feedback

Multi-frequency: 908.42Mhz, 868.42Mhz

DT82TV/F

Z-Wave Motor

- Electronic Limit
- Switch Direction
- Stall Protection
- Built-in Receiver
- Manual Override
- Preferred Stop Position
- Auto Limit Setting
- AC Power 100V~240V

DM35ECB/F

Z-Wave Motor

- Electronic Limit
- Switch Direction
- Stall Protection
- Built-in Receiver
- Preferred Stop Position
- Low-noise
- Jog & Lift Mode

04 Motorized Roller System

51 Bi-directional Battery Motor For Roller System
57 Bi-directional Motor With External Battery For Roller System
59 KNX Motor For Roller System

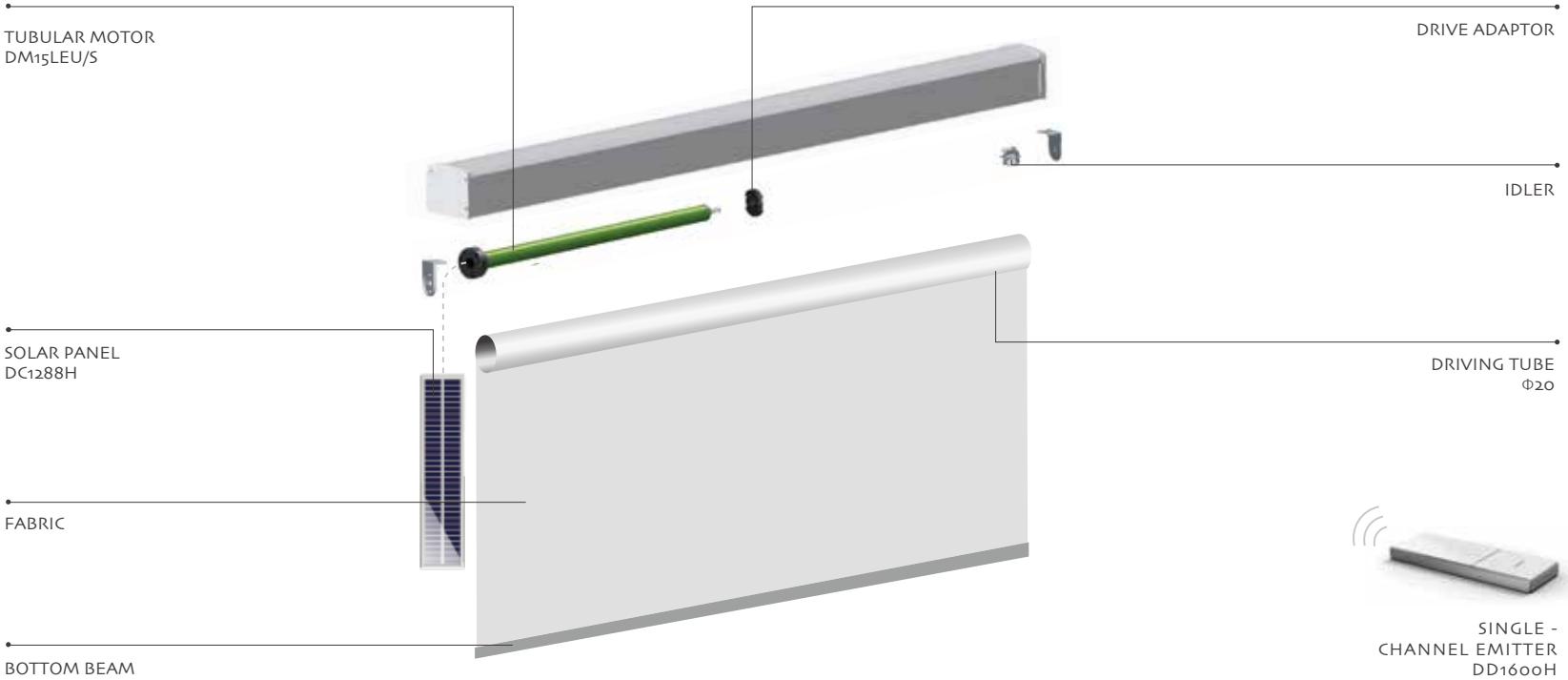

More References:

DM15LEU/S

BI-DIRECTIONAL BATTERY MOTOR FOR ROLLER SYSTEM

DM15LEU/S

Electronic Limit, Bi-directional Control



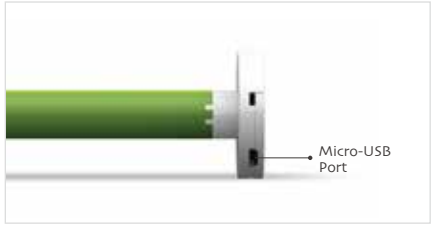

Micro-USB Charging



Smartphone Control

Radio Lock

Memorized Setting

FEATURES:

- Switch Direction
- Stall Protection
- Built-in Receiver
- Jog Mode
- Preferred Stop Position
- Program Button
- Built-in Lithium Battery
- Scene Control
- Radio Lock
- Status Feedback
- Smartphone Control
- Scan and Program
- Memorized Setting
- Solar Charging

		Rated Torque (Nm)	Rated Speed (Rpm)	Radio Frequency (MHz)	Rated Current (A)	Rated Power (W)	Degree Of Protection (IP)	Maximum Limit Turn (turn)	Running Time (min)	Working Temperature (℃)	Length L1/L2 (mm)
DM15LEU/S-0.3/30	5V	0.3	30	433⇌	0.6	5	IP20	∞	>6	0℃~40℃	356/349

Note: Above-listed are common information for reference. Please consult Dooya export team for technical details or customization specs.

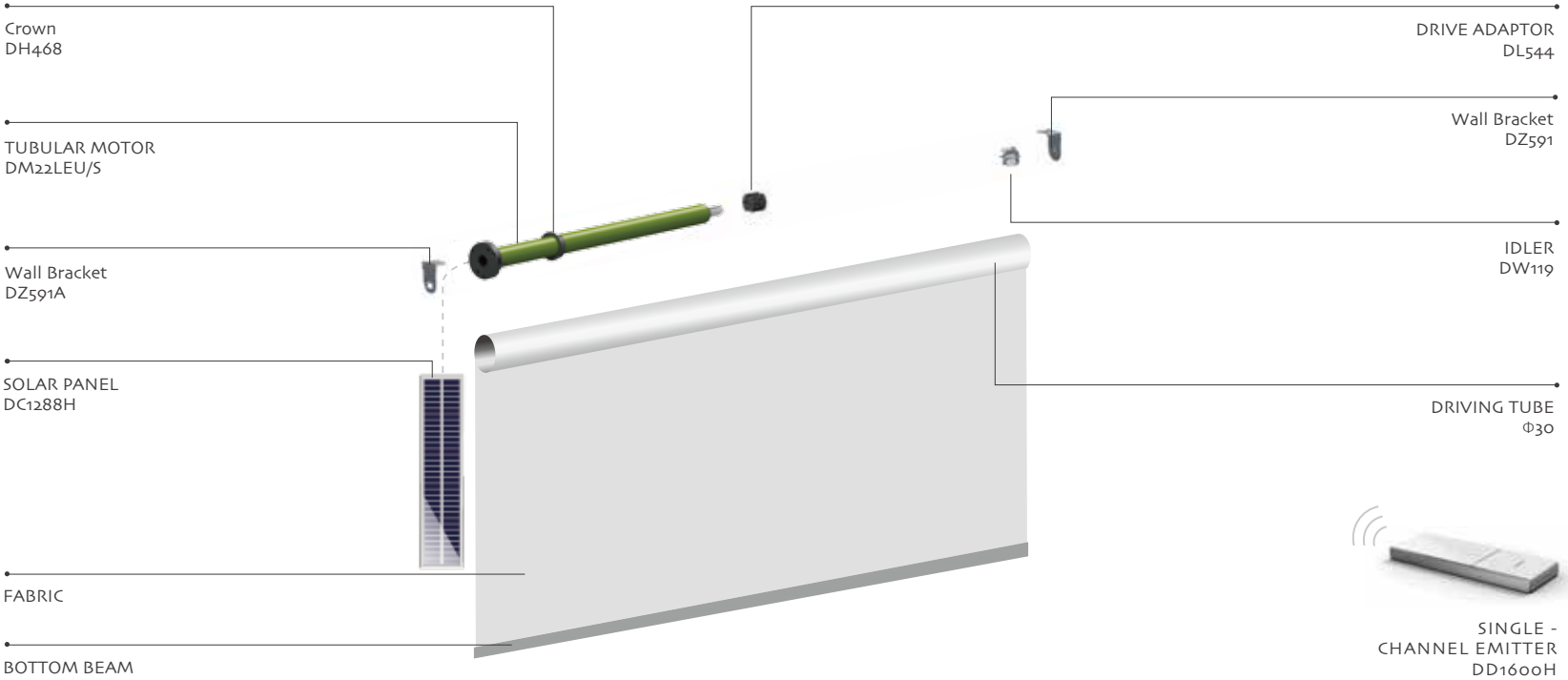

More References:

DM15LEU/S DM22LEU/S DM25LEU/S DM25LE/S (Page: 171)

BI-DIRECTIONAL BATTERY MOTOR FOR ROLLER SYSTEM

DM22LEU/S

Electronic Limit, Bi-directional Control

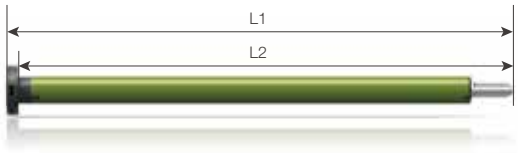



Micro-USB Charging

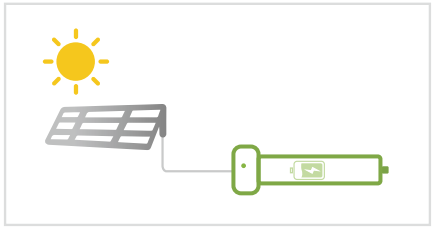

Solar Charging

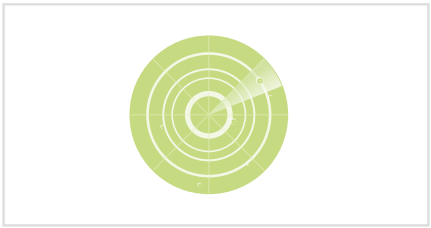

Scan & Program

Memorized Setting

FEATURES:

- Electronic Limit
- Switch Direction
- Stall Protection
- Built-in Receiver
- Jog Mode
- Preferred Stop Position
- Program Button
- Built-in Lithium Battery
- Scene Control
- Radio Lock
- Status Feedback
- Smartphone Control
- Scan and Program
- Solar Charging
- Memorized Setting



		Rated Torque (Nm)	Rated Speed (Rpm)	Radio Frequency (MHz)	Rated Current (A)	Rated Power (W)	Degree Of Protection (IP)	Maximum Limit Turn (turn)	Running Time (min)	Working Temperature (℃)	Length L1/L2 (mm)
DM22LEU/S-0.5/28	5V	0.5	28	433⇌	1.3	10	IP20	∞	>6	-0℃~40℃	475/463

Note: Above-listed are common information for reference. Please consult Dooya export team for technical details or customization specs.

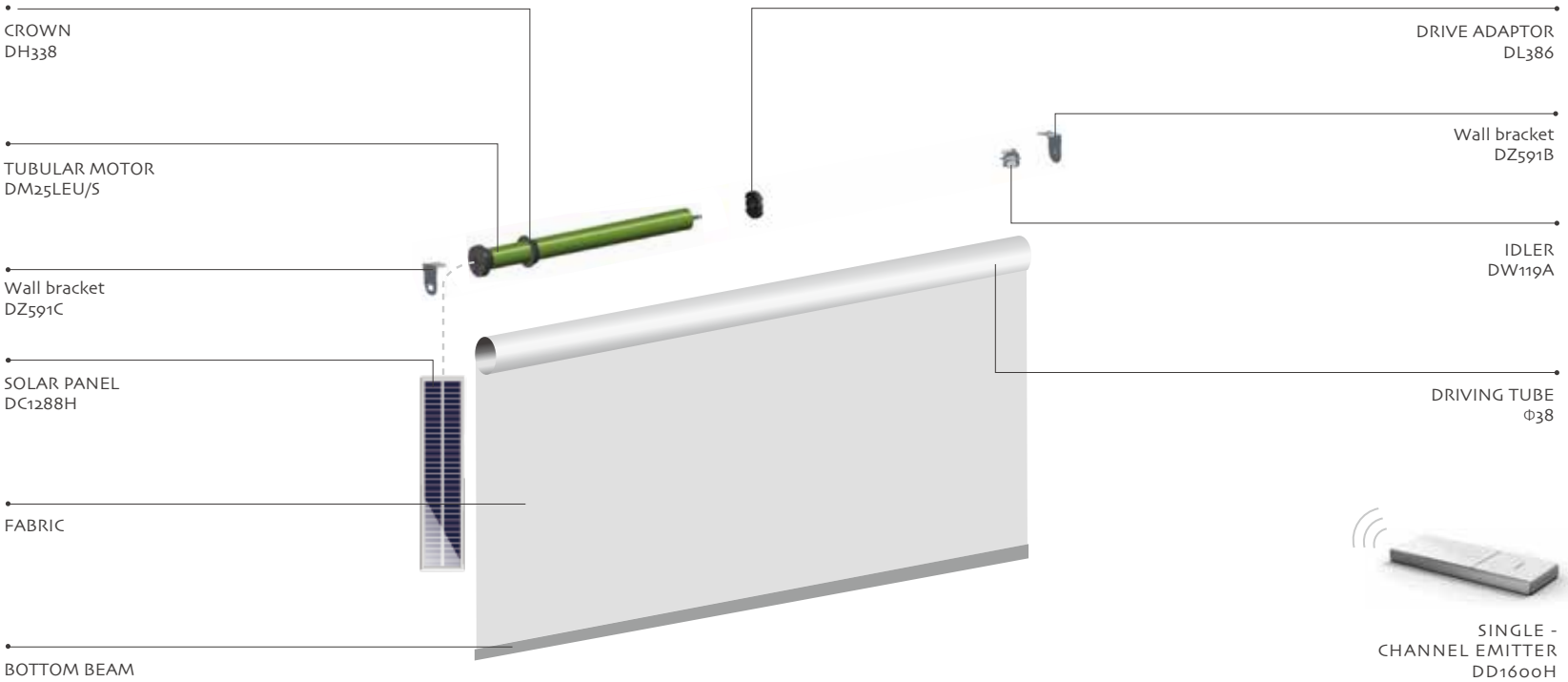

More References:

DM15LEU/S DM22LEU/S DM25LEU/S DM25CE/S DM28CE/S (Page: 171)

BI-DIRECTIONAL BATTERY MOTOR FOR ROLLER SYSTEM

DM25LEU/S

Electronic Limit, Bi-directional Control



FEATURES:

- Electronic Limit
- Switch Direction
- Stall Protection
- Built-in Receiver
- Jog Mode
- Preferred Stop Position
- Program Button
- Built-in Lithium Battery
- Scene Control
- Radio Lock
- Status Feedback
- Smartphone Control
- Scan and Program
- Solar Charging
- Memorized Setting

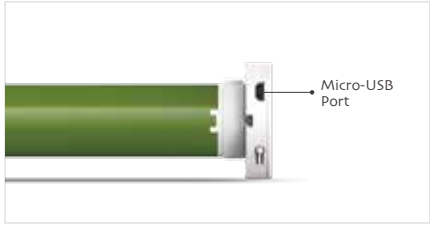

Micro-USB Charging

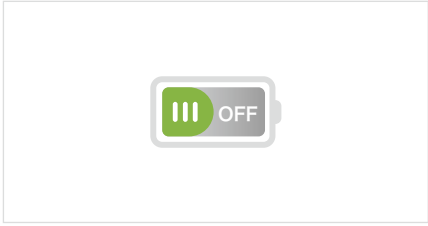

Battery Power Switch

Radio Lock

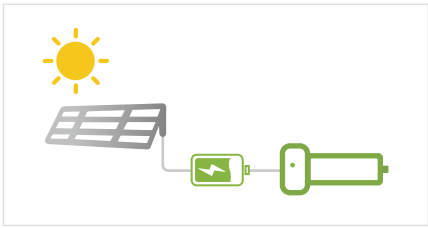

External Battery Powered

		Rated Torque (Nm)	Rated Speed (Rpm)	Radio Frequency (MHz)	Rated Current (A)	Rated Power (W)	Degree Of Protection (IP)	Maximum Limit Turn (turn)	Running Time (min)	Working Temperature (℃)	Length L1/L2 (mm)
DM25LEU/S-1.1/28	12V	1.1	28	433⇌	0.94	8	IP20	∞	>6	-0℃~40℃	475/463

Note: Above-listed are common information for reference. Please consult Dooya export team for technical details or customization specs.

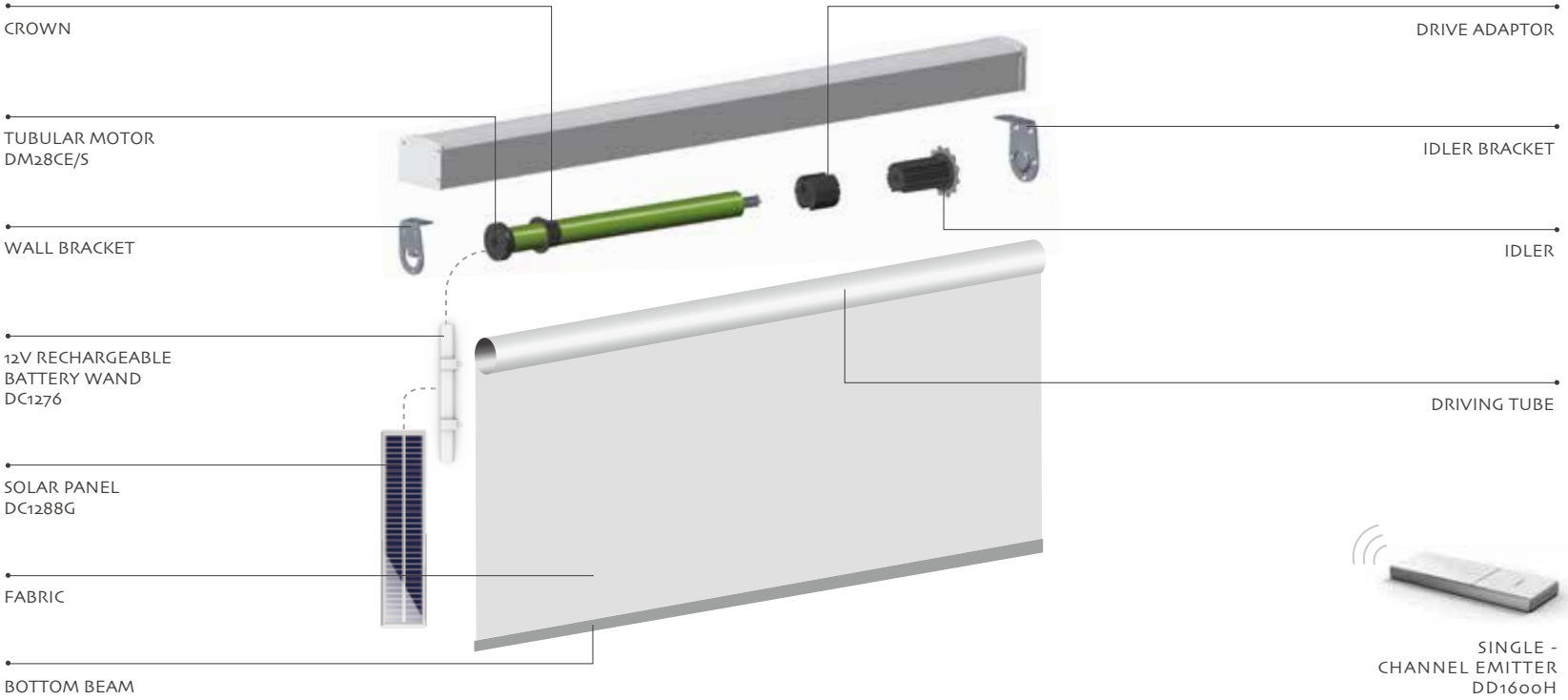

More References:

DM15LEU/S DM22LEU/S DM25LE/S DM25LEU/S DM25CE/S DM28LEU/S DM28LEQ/S DM28CE/S (Page: 171-172)

BI-DIRECTIONAL MOTOR WITH EXTERNAL BATTERY FOR ROLLER SYSTEM

4

DM28CE/S

Electronic Limit, Bi-directional Control



FEATURES:

- Electronic Limit
- Switch Direction
- Stall Protection
- Built-in Receiver
- Jog Mode
- Preferred Stop Position
- Program/Reset Button
- Scene Control
- Radio Lock
- Status Feedback
- Smartphone Control
- Scan and Program
- Memorized Setting
- DC Power Supply

Radio Lock



Status Feedback

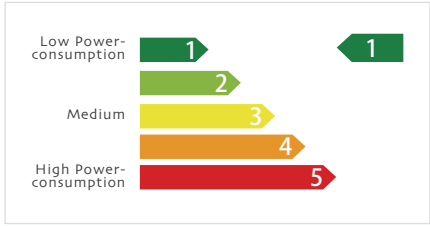

Energy Saving, Green Product

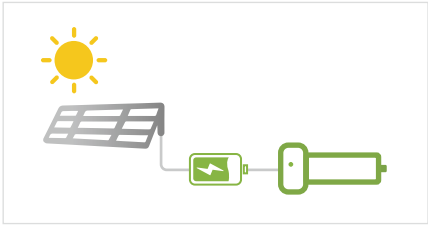

External Battery Powered

		Rated Torque (Nm)	Rated Speed (Rpm)	Radio Frequency (MHz)	Rated Current (A)	Rated Power (W)	Degree Of Protection (IP)	Maximum Limit Turn (turn)	Running Time (min)	Working Temperature (°C)	Length L1/L2 (mm)
DM28CE/S-2/28	12V	2	28	433⇄	1.25	15	IP20	∞	>6	0°C~40°C	642/630

Note: Above-listed are common information for reference. Please consult Dooya export team for technical details or customization specs.



More References:

DM25TE/S DM28TE/S DM35S DM35SL DM35R/S DM35RL/S DM35RV/S DM35Q DM35BK DM35BQ DM45S DM45SL DM45Q DM45RQ/S DM45RV/S DM45BK DM45BQ (Page: 171-180)

KNX MOTOR FOR ROLLER SYSTEM

5

DM45F/SK

KNX integrated, Electronic limit,
Low noise, Bi-directional control



FEATURES:

- KNX integrated
- Twisted-pair medium
- Percentage control
- Position feedback
- Motor status access
- Multiple application mode
- Safety lock & alarm setting
- Program reset button
- Stall Protection
- Precise limit setting
- Scan & program
- Integrated repeater
- Radio lock
- Preferred stop position
- Memorized setting
- Switch direction
- Stall detection

KNX Certified

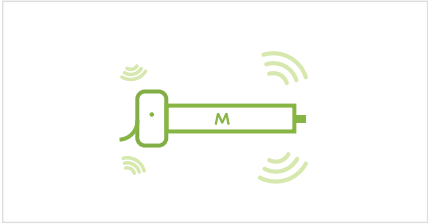

Integrated Repeater

Building Management System

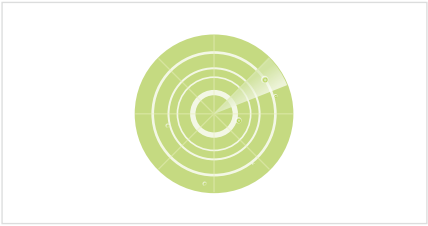

Scan & Program

		Rated Torque (Nm)	Rated Speed (Rpm)	Radio Frequency (MHz)	Rated Current (A)	Rated Power (W)	Degree Of Protection (IP)	Maximum Limit Turn (turn)	Running Time (min)	Working Temperature (℃)	Length L1/L2 (mm)
DM45F/SK-10/32	230V/50Hz	10	32	433⇌	1.17	140	IP44	∞	>4	0℃~40℃	616/567
DM45F/SK-20/32	230V/50Hz	20	32	433⇌	1.70	200	IP44	∞	>4	0℃~40℃	666/617

Note: Above-listed are common information for reference. Please consult Dooya export team for technical details or customization specs.

05 Motorized Cord-lifting System

63 Bi-directional Motor For 1 Inch Venetian
65 Bi-directional AC Motor For 2 Inch Wood Venetian
67 Bi-directional Dual-shaft Motor For 2 Inch Fabric Venetian
69 Bi-directional DC Motor For TDBU Shades
71 Bi-directional Dual-shaft Motor For 1 Inch Roman
73 Bi-directional Dual-shaft Motor For 2 Inch Roman

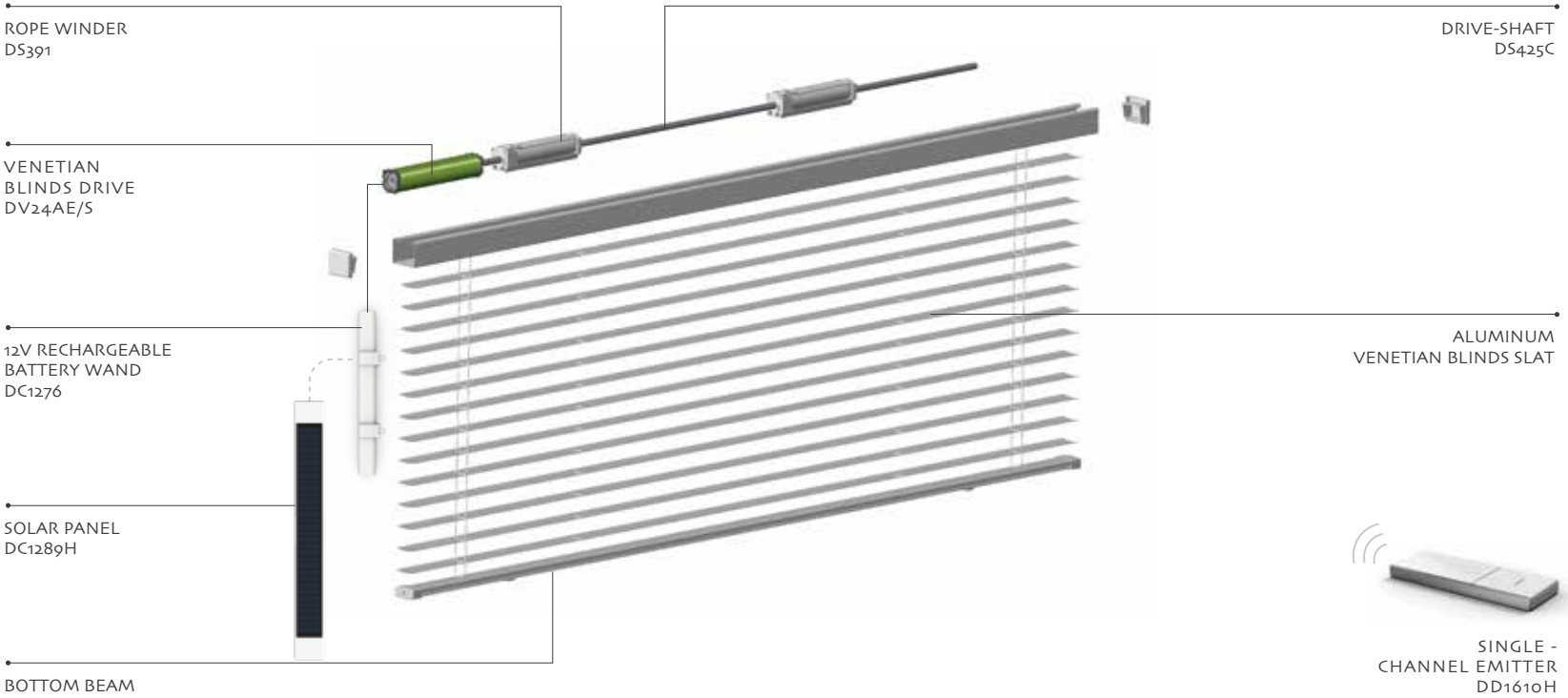

More References:

DV24DG DV24DH DV24AF/S DV24CE/S DVQ24CE/S DV24CF/S DVQ24CF/S (Page: 165)

BI-DIRECTIONAL MOTOR
FOR 1 INCH VENETIAN

DV24AE/S

Electronic Limit, Bi-directional Control



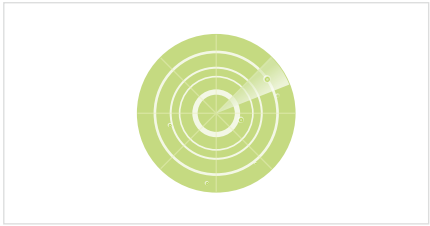

Scan & Program

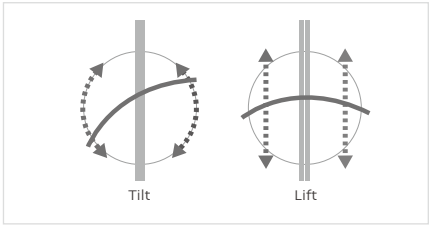

Tilt & Lift

FEATURES:

- Switch Direction
- Single-Shaft Output
- Memorized Setting
- Tilt & Lift Mode
- DC Power Supply, Low Consumption
- Preferred Stop Position
- Stall Protection
- Scene Control
- Radio Lock
- Status Feedback
- Smartphone Control
- Scan and Program
- Program/Reset Button
- Quick Limit Adjustment

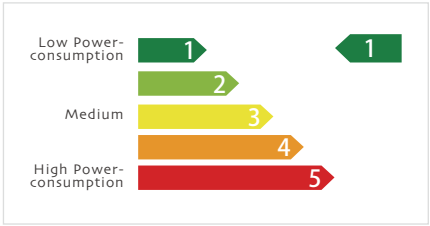

Energy Saving, Green Product

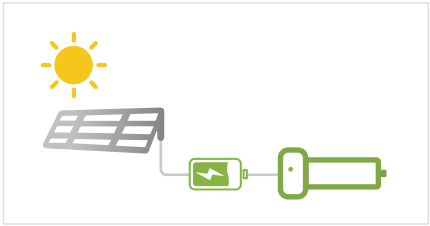

External Battery Powered

		Rated Torque (Nm)	Rated Speed (Rpm)	Radio Frequency (MHz)	Rated Current (A)	Rated Power (W)	Degree Of Protection (IP)	Maximum Limit Turn (turn)	Running Time (min)	Working Temperature (°C)	Length L (mm)
DV24AE/S-0.6/34	12V	0.6	34	433⇌	0.63	8	IP20	∞	>6	0°C~40°C	130

Note: Above-listed are common information for reference. Please consult Dooya export team for technical details or customization specs.

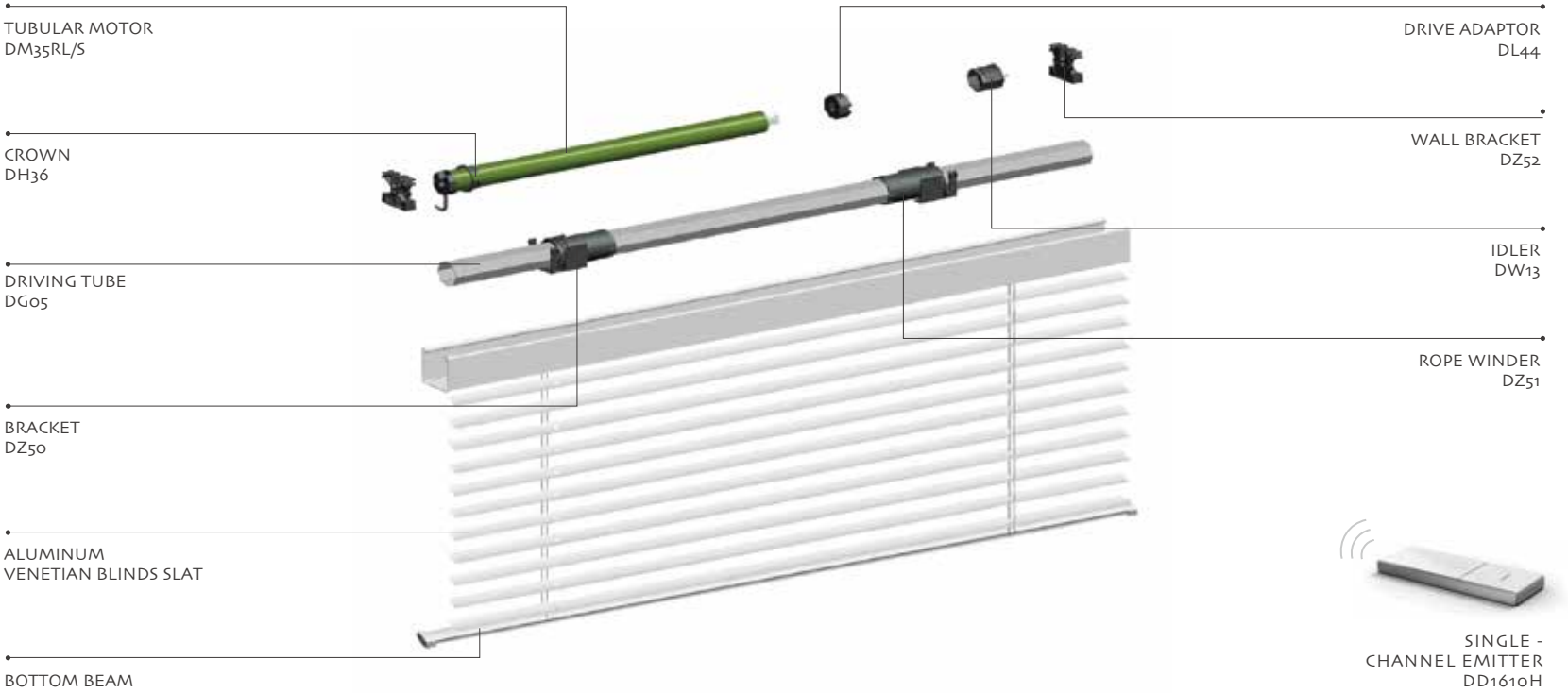

More References:

DM35S DM35SL DV24AF/S DM35Q DM35R/S DM35RQ/S DM35F/S DM35EQ/S (Page: 173-180)

BI-DIRECTIONAL AC MOTOR
FOR 2 INCH WOOD VENETIAN

DM35RL/S

Mechanic Limit, Bi-directional Control



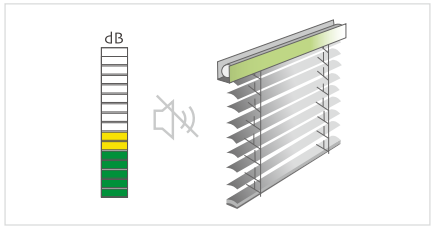

Whisper Operation

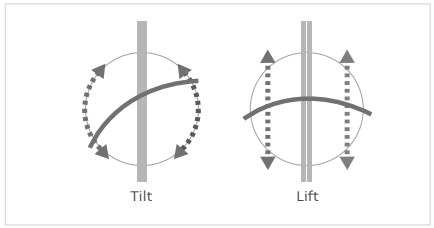

Tilt & Lift

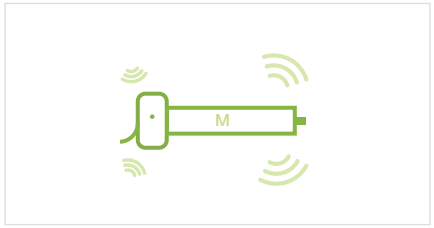

Integrated Repeater

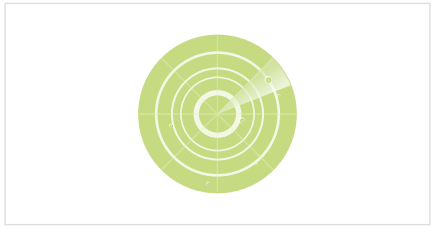

Scan & Program

FEATURES:

- Mechanic Limit
- Switch Direction
- Built-in Receiver
- Tilt & Lift Mode
- Low-noise
- Scene Control
- Smartphone Control
- Scan and Program

		Rated Torque (Nm)	Rated Speed (Rpm)	Radio Frequency (MHz)	Rated Current (A)	Rated Power (W)	Degree Of Protection (IP)	Maximum Limit Turn (turn)	Running Time (min)	Working Temperature (℃)	Length L1/L2 (mm)
DM35RL/S-6/28	230V/50Hz	6	28	433⇌	0.63	144	IP44	36	>4	-10℃~50℃	594/567

Note: Above-listed are common information for reference. Please consult Dooya export team for technical details or customization specs.

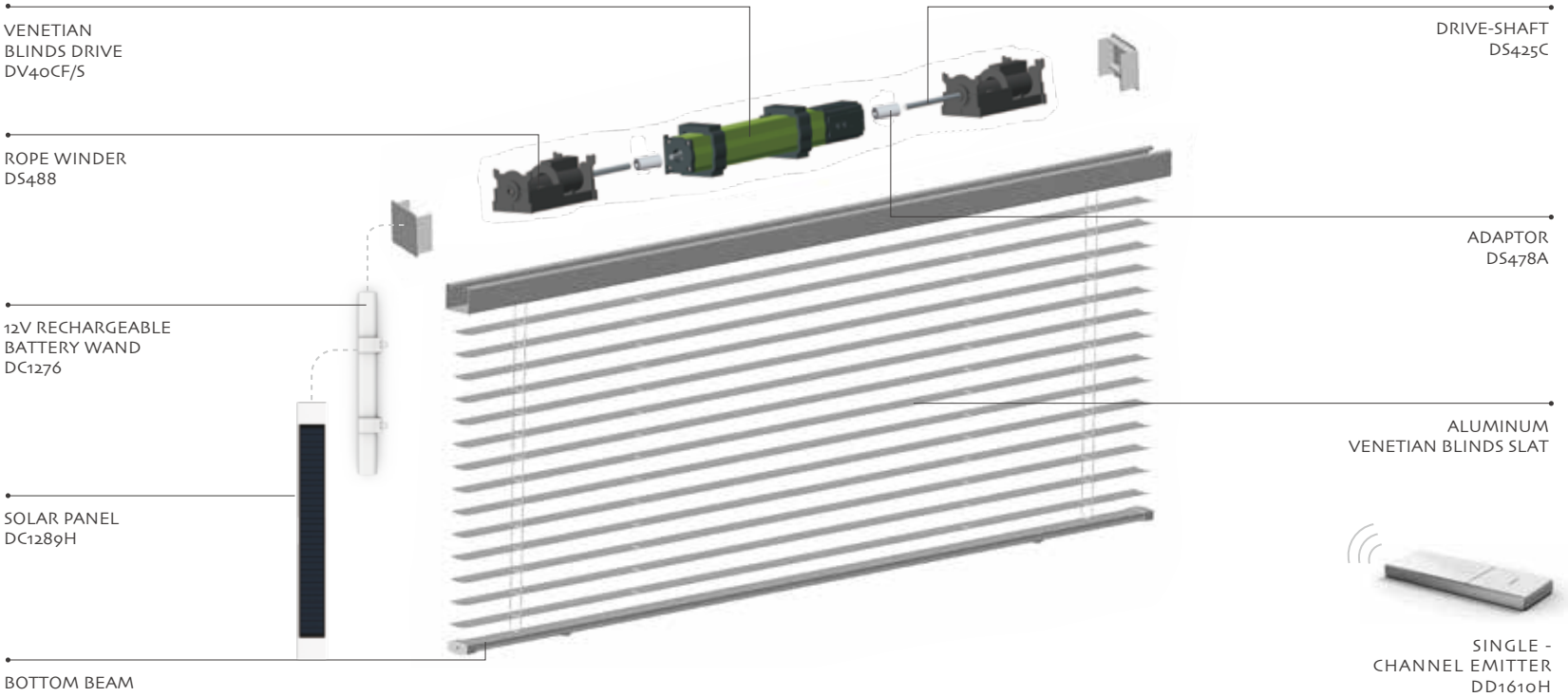

More References:

DV40CF/S DV40DF/S (Page: 166)

BI-DIRECTIONAL DUAL-SHAFT MOTOR FOR 2 INCH FABRIC VENETIAN

DV40CF/S

Electronic Limit, Bi-directional Control

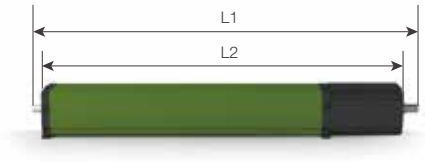

FEATURES:

- Electronic Limit
- Built-in Receiver
- Memorized Setting
- Dual Shaft
- Tilt & Lift Mode
- Preferred Stop Position
- Stall Protection
- Scene Control
- Radio Lock
- Status Feedback
- Smartphone Control
- Scan and Program
- Program/Reset Button

Memorized Setting

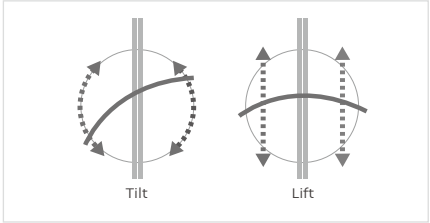

Tilt & Lift

Radio Lock

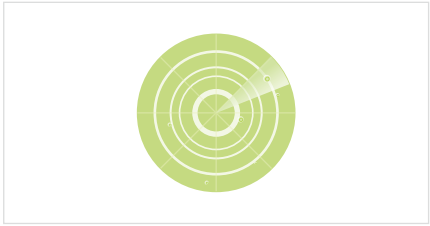

Scan & Program

		Rated Torque (Nm)	Rated Speed (Rpm)	Radio Frequency (MHz)	Rated Current (A)	Rated Power (W)	Degree Of Protection (IP)	Maximum Limit Turn (turn)	Running Time (min)	Working Temperature (℃)	Length L1/L2 (mm)
DV40CF/S-2×1/28	12V	2×1	28	433⇌	1.70	20	IP20	∞	>6	0℃~40℃	320/308

Note: Above-listed are common information for reference. Please consult Dooya export team for technical details or customization specs.

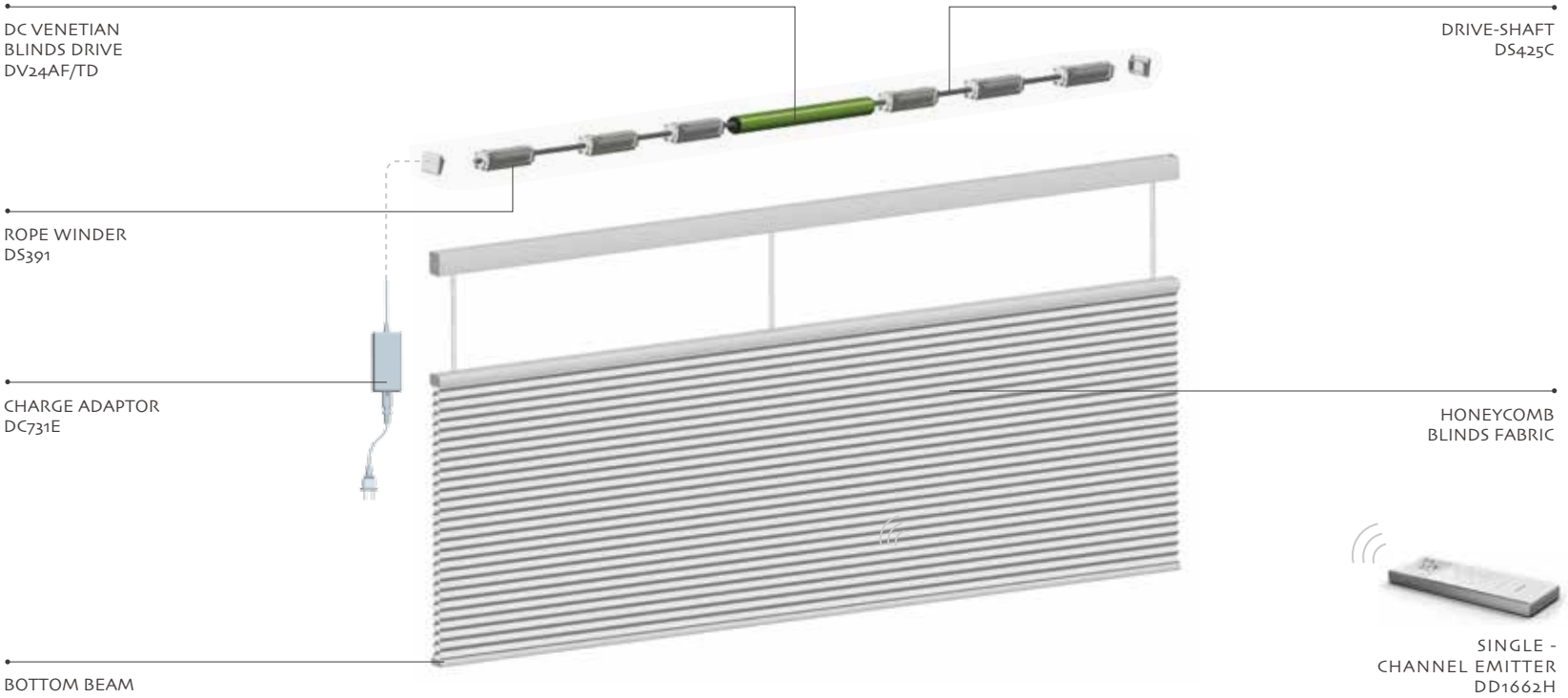

More References:

DV24AF/TD	(Page: 165)

BI-DIRECTIONAL DC MOTOR FOR TDBU SHADES

4

DV24AF/TD

Electronic Limit, Bi-directional Control

FEATURES:

- Electronic Limit
- Built-in Receiver
- Memorized Setting
- Jog Mode
- DC Power, Low Consumption
- Preferred Stop Position
- Stall Protection
- Scene Control
- Radio Lock
- Status Feedback
- Smartphone Control
- Scan & Program
- Program/Reset Button
- Quick Limit Adjustment

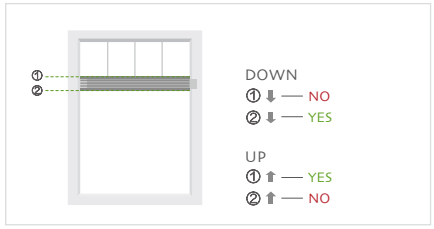

Mode 1



Mode 2



Mode 3

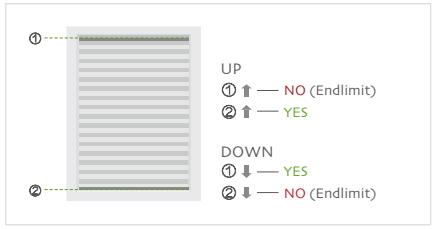

Mode 4

		Rated Torque (Nm)	Rated Speed (Rpm)	Radio Frequency (MHz)	Rated Current (A)	Rated Power (W)	Degree Of Protection (IP)	Maximum Limit Turn (turn)	Running Time (min)	Working Temperature (°C)	Length L (mm)
DV24AF/TD-2×0.6/30	12V	2×0.6	30	433⇌	2.28	28	IP20	∞	>6	0°C~40°C	320

Note: Above-listed are common information for reference. Please consult Dooya export team for technical details or customization specs.

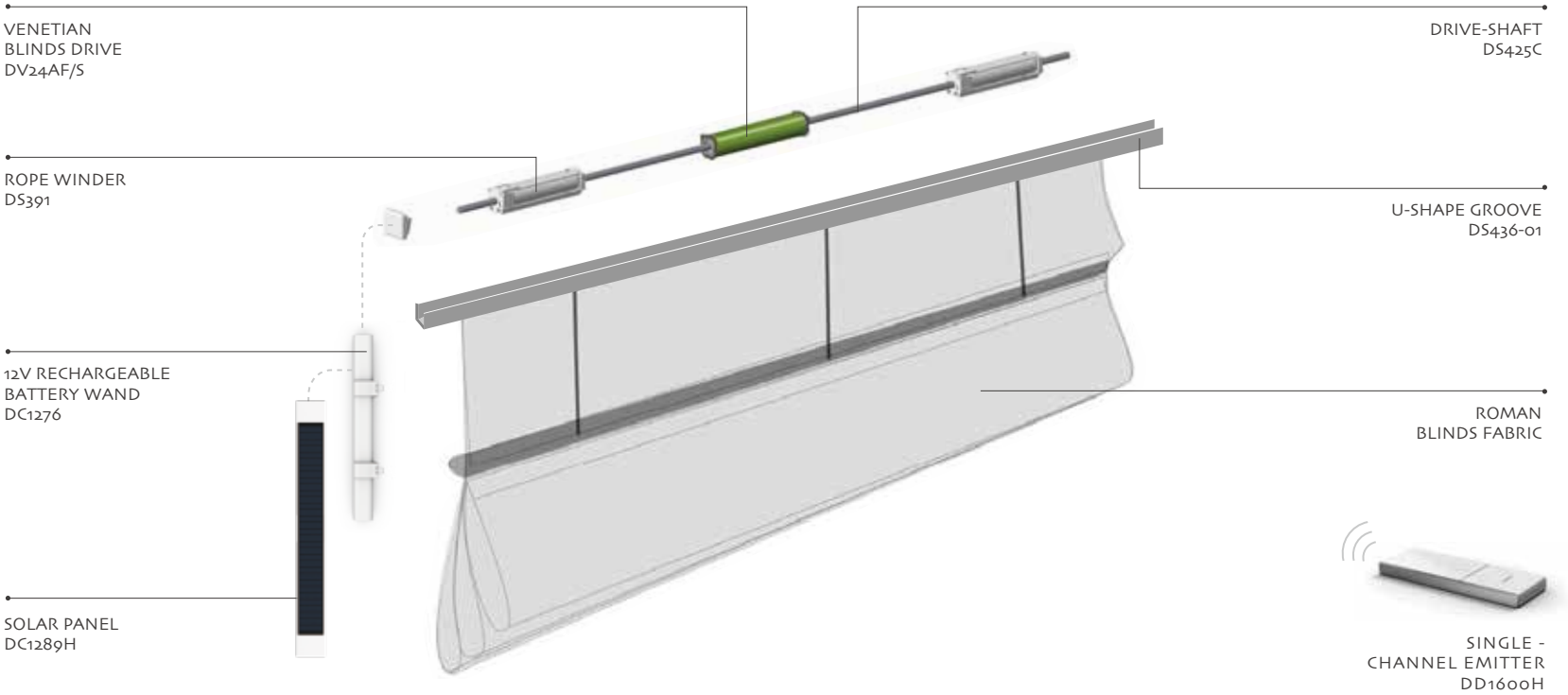

More References:

DV24AF/S DV24CE/S DVQ24CE/S DV24CF/S DVQ24CF/S (Page: 165)

BI-DIRECTIONAL DUAL-SHAFT MOTOR FOR 1 INCH ROMAN

5

DV24AF/S

Electronic Limit, Bi-directional Control



Radio Lock

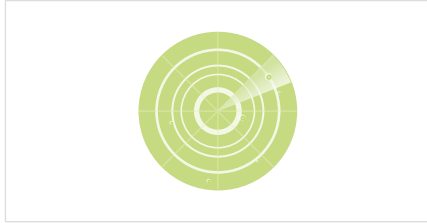

Scan & Program

Memorized Setting

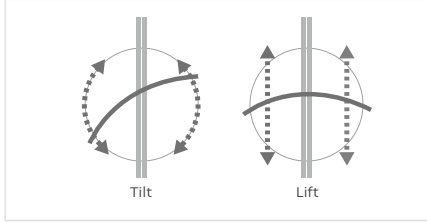

Tilt & Lift

FEATURES:

- Electronic Limit
- Built-in Receiver
- Memorized Setting
- Jog & Lift
- DC Power, Low Consumption
- Preferred Stop Position
- Stall Protection
- Scene Control
- Radio Lock
- Status Feedback
- Smartphone Control
- Scan & Program
- Program/Reset Button
- Quick Limit Adjustment

		Rated Torque (Nm)	Rated Speed (Rpm)	Radio Frequency (MHz)	Rated Current (A)	Rated Power (W)	Degree Of Protection (IP)	Maximum Limit Turn (turn)	Running Time (min)	Working Temperature (°C)	Length L (mm)
DV24AF/S-0.8/45	12V	0.8	45	433⇌	0.83	10	IP20	∞	>6	0°C~40°C	202

Note: Above-listed are common information for reference. Please consult Dooya export team for technical details or customization specs.

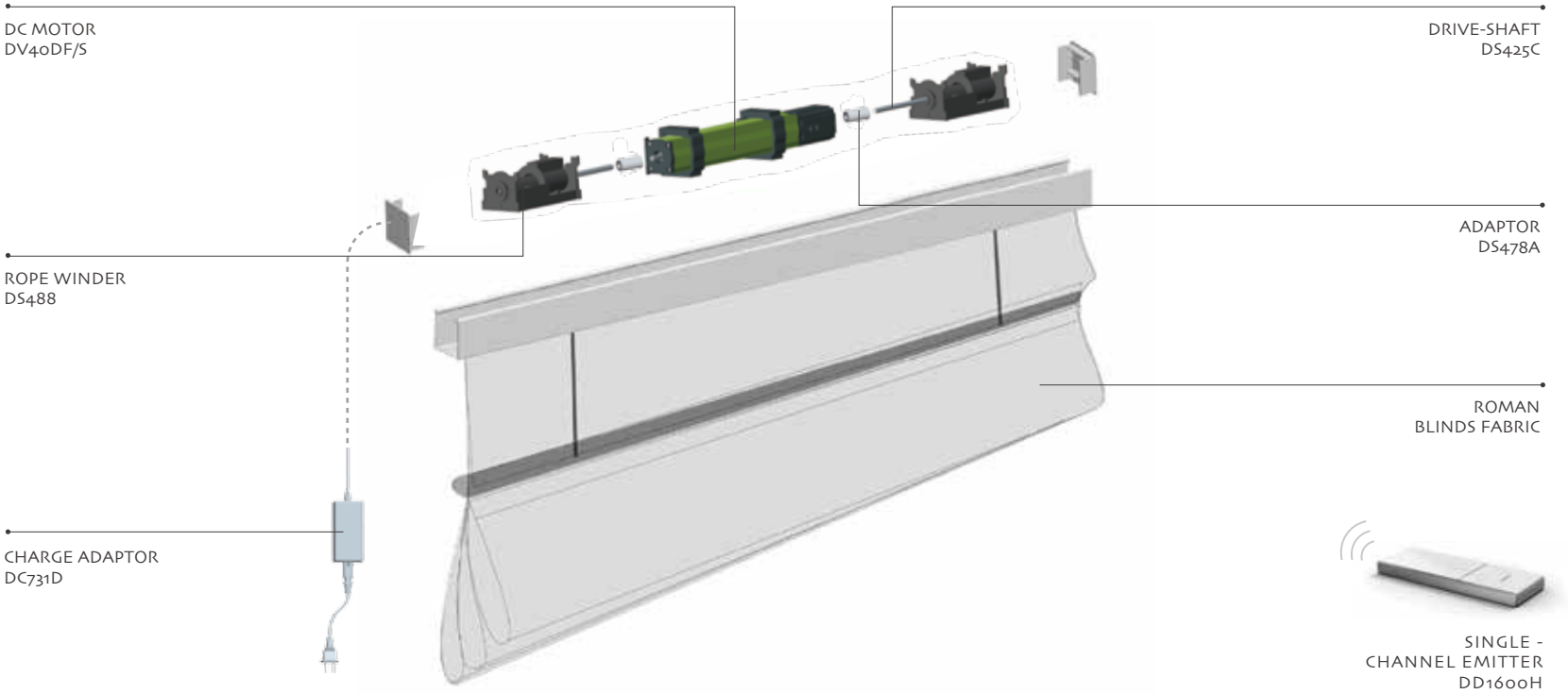

More References:

DV40CF/S DV40DF/S (Page: 166)

BI-DIRECTIONAL DUAL-SHAFT MOTOR FOR 2 INCH ROMAN

DV40DF/S

Electronic Limit, Bi-directional Control



FEATURES:

- Electronic Limit
- Built-in Receiver
- Memorized Setting
- Dual Shaft
- Jog & Lift
- Preferred Stop Position
- Low Power Consumption
- External Battery Powered
- Scene Control
- Radio Lock
- Status Feedback
- Smartphone Control
- Scan & Program
- Stall Protection
- Program/Reset Button

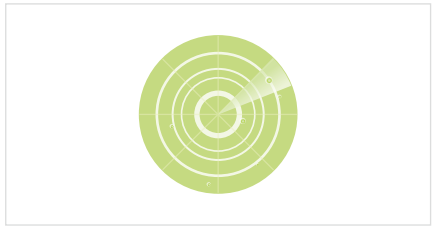

Scan & Program

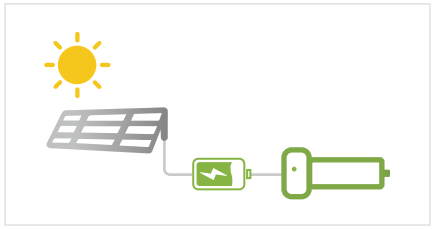

External Battery Powered

Radio Lock

Memorized Setting

		Rated Torque (Nm)	Rated Speed (Rpm)	Radio Frequency (MHz)	Rated Current (A)	Rated Power (W)	Degree Of Protection (IP)	Maximum Limit Turn (turn)	Running Time (min)	Working Temperature (°C)	Length L (mm)
DV40DF/S-2×2/18	24V	2×2	18	433⇌	1.10	26	IP20	∞	>6	-10°C~50°C	334/304

Note: Above-listed are common information for reference. Please consult Dooya export team for technical details or customization specs.

06 Motorized Curtain Track

77 Bi-directional Horizontal Mounting Battery Curtain Motor
79 Track & Accessories B#
81 Bi-directional Multi-feature Curtain Motor
83 Track & Accessories S#
85 Bi-directional Ripple Fold Curtain Motor
87 Track & Accessories S#
89 Bi-directional Vertical Blinds Motor
91 Motorized Vertical Blinds Accessories

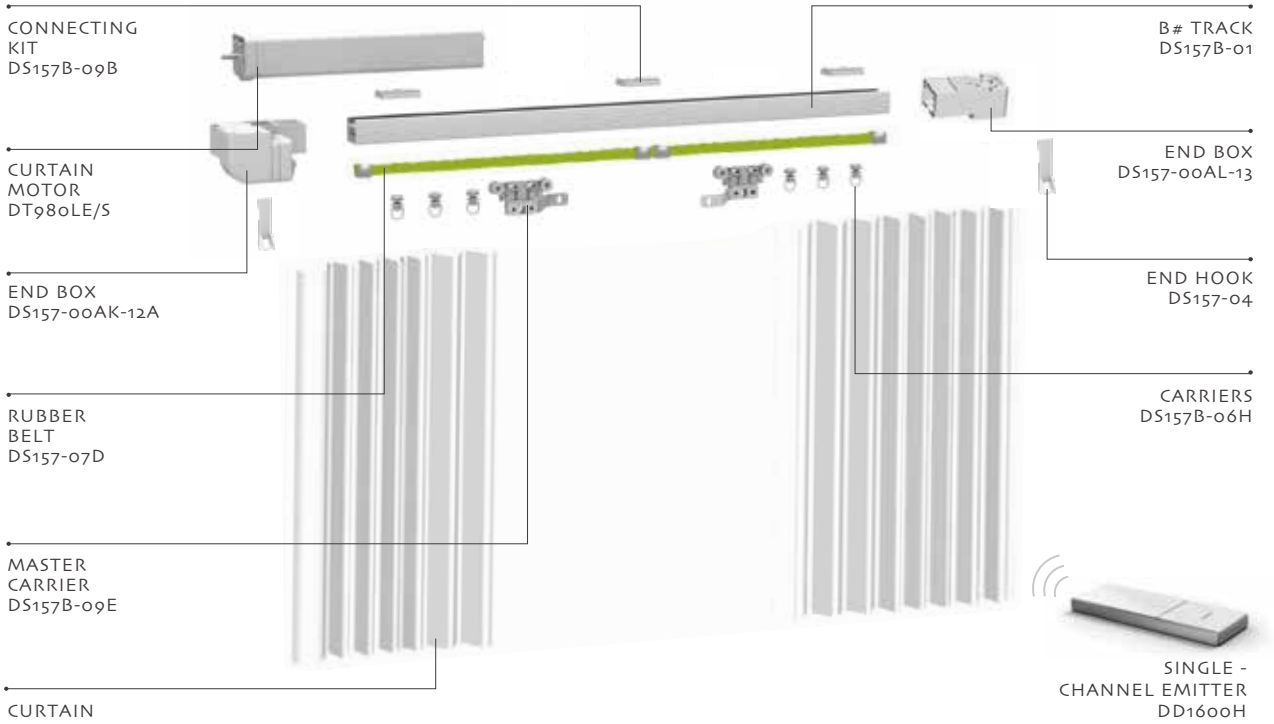

MOUNTING DIMENSIONS
Double Track Motorized Curtain
Curtain Box Reserved
Minimum Dimension

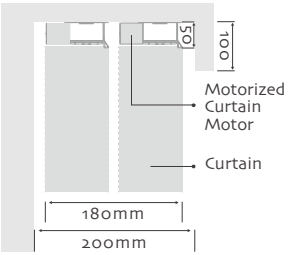

MOUNTING DIMENSIONS
Single Track Motorized Curtain
Curtain Box Reserved
Minimum Dimension

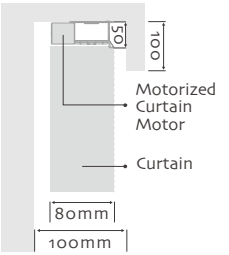

More References:

DT980LE/S DT980TV/S DT82TV/S DT82LE/S DT82TN/S (Page: 168)

BI-DIRECTIONAL HORIZONTAL MOUNTING BATTERY CURTAIN MOTOR

DT980LE/S

Battery Powered, Bi-directional Control
Horizontal Mounting

FEATURES:

- Scene Control
- Radio Lock
- Status Feedback
- Smartphone Control
- Scan & Program
- Preferred Stop Position
- Program/Reset Button
- Solar Charging
- Electronic Limit
- Switch Direction
- Stall Protection
- Built-in Receiver
- Auto Limit Setting
- Manual Override
- Stop/Run By Pulling Fabric
- Dry Contact Input

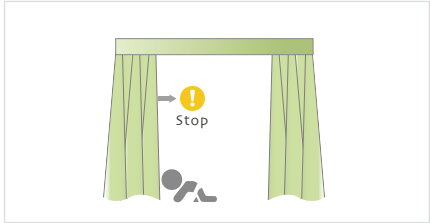

Stall Protection

Pluggable Lithium Battery Pack

Scan & Program

Low Voltage

		Rated Torque (Nm)	Runing Speed (cm/s)	Radio Frequency (MHz)	Rated Current (A)	Rated Power (W)	Degree Of Protection (IP)	Maximum Limit Turn (turn)	Running Time (min)	Working Temperature (℃)	Maximum Load (kg)
DT980LE/S-1.2/20	14.8V	1.2	20	433⇌	1	16	IP20	∞	>4	0℃~40℃	50

Note: Above-listed are common information for reference. Please consult Dooya export team for technical details or customization specs.

TRACK & ACCESSORIES (B#)

Product Picture	Product Name	Item No.	Description	Product Picture	Product Name	Item No.	Description
	Curtain Motor	Refer To *P.168*	Refer To *P.168*		Ceiling Bracket Ⅰ	DS157B-09B	Tighting mounted 3 pcs/m(Track More), Add 2 pcs For 1 Meter Track
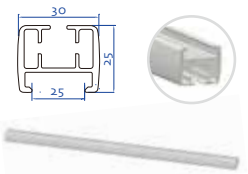	Guide Track (B#Track)	DS157B-01	Alumimum Alloy, Electrophoresis Processing Surface Thickness: 2.1mm，0.58kg/m Buy According To The Length (Unit: Meter)		Ceiling Bracket Ⅱ	DS157B-11A	3 pcs/m(Track More), Add 2 pcs For 1 Meter Track Select No.5 or No.6
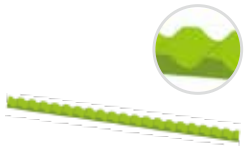	Rubber Belt	DS157-07D	Green(Imported) Maximum Load: 100kg Buy According To The Length (Unit:meter) Remind: Each 1m Track Required 2m Belts		Quiet Runner	DS157B-06H	8 pcs/m (Track)
	Connecting Kit	DS157-17 DS157B-09	Powder Coating Surface+stainless Steel(Thickness 2.2mm) 1 set/track		Master Carrier	DS157B-09E	Stainless Center: 2 pcs/set Side: 1 piece/set

Note: Above-listed are common information for reference. Please consult Dooya export team for technical details or customization specs.

Product Picture	Product Name	Item No.	Description	Product Picture	Product Name	Item No.	Description
DS157-00AK-12 DS157-00AK-12A DS157-00AL-13	End Box (For DT980)	DS157-00AK-12 DS157-00AK-12A DS157-00AL-13	DS157-00AK-12 x 1pcs (Right) DS157-00AK-12A x 1pcs (Left) DS157-00AL-13 x 1pcs		End Hook	DS157-04	2pcs / set
DS157B-00G-08 DS157B-00G-03	End Box (For DT72)	DS157B-00G-08 DS157B-00G-03	1pcs / set 1pcs / set		Belt Fastenning Button	DS157B-10	Stainless center: 2pcs / set Side: 4pcs / set
DS157B-15-00 DS157B-14-00	End Box (For DT52)	DS157B-15-00 DS157B-14-00	1pcs / set 1pcs / set		Bumper	DS157B-04A DS157-22 (For DT52)	Standard runner 2 pcs / set (track) Stainless Steel 2 pcs/set
	End Box	DS157B-00G-08A	1pcs / set				

Note: Above-listed are common information for reference. Please consult Dooya export team for technical details or customization specs.

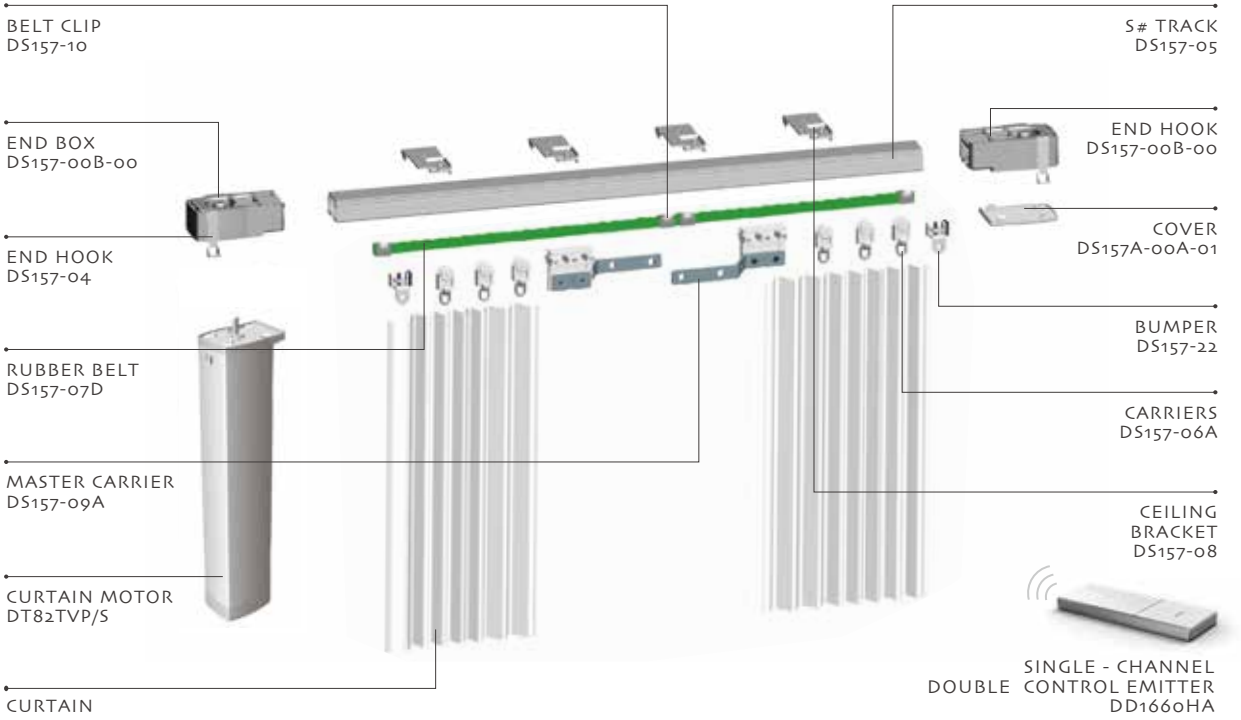

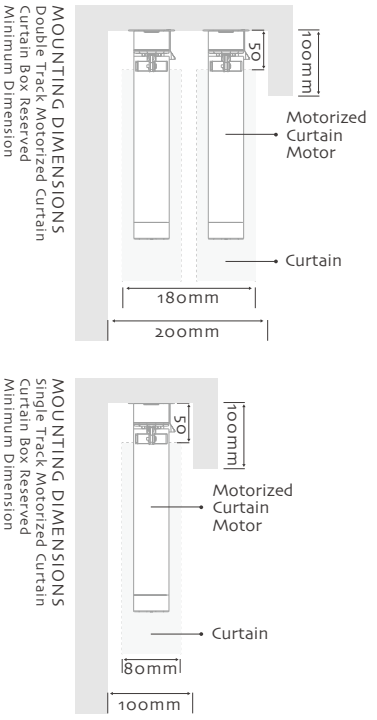

More References:

DT52S DT52EN/S DT72LE/S DT72EV/S DT72TS DT72TV/S DT72TVP/S DT82LE/S DT82TS DT82TV/S DT82TVP/S DT980LE/S DT980TV/S (Page: 167-168)

BI-DIRECTIONAL MULTI-FEATURE CURTAIN MOTOR

DT82TVP/S

AC (100V~240V), Multi-interface
Bi-directional Control

FEATURES:

- Scene Control
- Radio Lock
- Status Feedback
- Smartphone Control
- Scan & Program
- Integrated Repeater
- Program/Reset Button
- AC Power 100V~240V
- Third-party Interface
- Electronic Limit
- Switch Direction
- Stall Protection
- Built-in Receiver
- Auto Limit Setting
- Manual Override
- Stop/Run By Pulling Fabric
- Dry Contact Input
- Preferred Stop Position

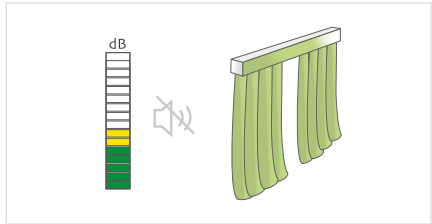

Whisper Operation

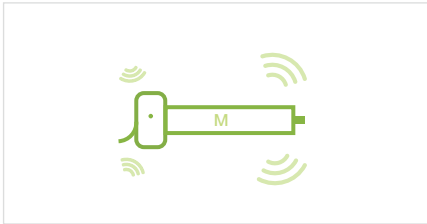

Integrated Repeater



Third Party Interface

AC 100V~240V Input

		Rated Torque (Nm)	Runing Speed (cm/s)	Radio Frequency (MHz)	Rated Current (A)	Rated Power (W)	Degree Of Protection (IP)	Maximum Limit Turn (turn)	Running Time (min)	Working Temperature (˚C)	Maximum Load (kg)
DT82TVP/S-1.2/14	100-240V 50/60Hz	1.2	14	433⇌	0.14	13	IP20	∞	>4	0˚C~40˚C	50

Note: Above-listed are common information for reference. Please consult Dooya export team for technical details or customization specs.

TRACK & ACCESSORIES (S#)

Product Picture	Product Name	Item No.	Description	Product Picture	Product Name	Item No.	Description
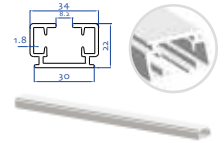	Guide Track (s#Track)	DS157-05	Aluminium Alloy, Electrophoresis Processing Surface Thickness: 2.1mm，0.58kg/m Buy According To The Length(Unit: Meter)		Master Carrier (side)	DS157-09B DS157-09J DS157-09K	Stainless Steel Side: 1 piece/set Nickled Coating Surface Side: 1 piece/set
	Rubber Belt	DS157-07D	Green(Imported) Maximum Load: 100kg Buy According To The Length(Unit:meter) Remind: Each 1m Track Required 2m Belts		Master Carrier (side/center)	DS157-09G	Stainless Steel Bearning Pully Center:2 piece Side: 1 piece
	Master Carrier (side/center)	DS157-09D DS157-09L	Stainless Steel Center, 2 pcs/set Side: 1 piece/set Nickled Coating Surface Center: 2 pcs/set Side: 1 piece/set		Master Carrier (center)	DS157-09H	Stainless Steel Bearning Pully Center:1 piece
	Master Carrier (center)	DS157-09A DS157-09J	Stainless Steel Center: 2 pcs/set Nickled Coating Surface Center: 2 pcs/set		Master Carrier (side/center, ripple-fold)	DS157-26 DS157-26E	Stainless Steel Center: 2 pcs/set Side: 1 piece/set Nickled Coating Surface Center: 2 pcs/set Side: 1 piece/set

Note: Above-listed are common information for reference. Please consult Dooya export team for technical details or customization specs.

Product Picture	Product Name	Item No.	Description	Product Picture	Product Name	Item No.	Description
	End Box (for DT820)	DS157-00B-00	Plastic Center/ Side DS157-00B-00 x 2 pcs		Cover	DS157A-00A-01	Plastic Center/ Side DS157A-00A-01 x 1 pcs
	Small End Box	DS157-00B-08	Stainless Steel 1 pcs/set	DS157-18 DS157-19	Wall Bracket	DS157-18 - - - - - - - - - - DS157-19	Single Track 3 pcs/m Add 2 pcs For One Meter Track More - - - - - - - - - - - - - - Double Track 3 pcs/m Add 2 pcs For One Meter Track More
 or 	Connecting Kit	DS157-16F or DS157-23	Powder Coating Surface+stainless Steel (Thickness 2.2mm) 1 set/track	DS157-04 DS157-10 DS157-22	Accessories Combination	DS157-00B-18	Plastic Side DS157-04 x 2 pcs DS157-10 x 2 pcs DS157-22 x 2 pcs - - - - - - - - - - - - - - Plastic Center DS157-04 x 2 pcs DS157-10 x 4 pcs DS157-22 x 2 pcs
	Ceiling Bracket	DS157-08	Powder Coating Surface +(Thickness1.8mm), 3 pcs/m (Track), Add 2 pcs For 1 Meter Track	DS157-06 DS157-06A	Carrier	DS157-06 - - - - - - - - - - DS157-06A	Standard Runner Stainless Steel 8 pcs/m (Track) - - - - - - - - - - - - - - Rotable Runner 8 pcs/m (Track)

Note: Above-listed are common information for reference. Please consult Dooya export team for technical details or customization specs.

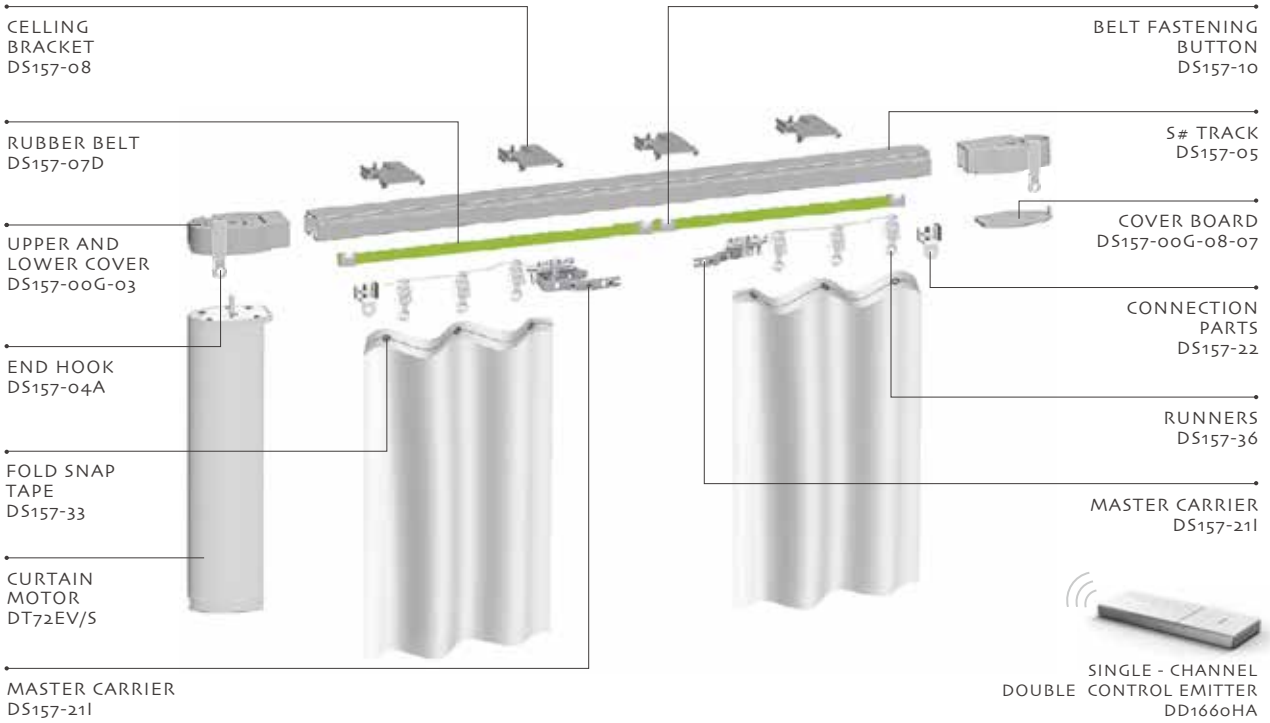

MOUNTING DIMENSIONS
Double Track Motorized Curtain
Curtain Box Reserved
Minimum Dimension

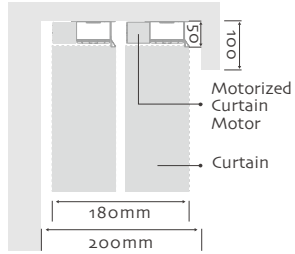

MOUNTING DIMENSIONS
Single Track Motorized Curtain
Curtain Box Reserved
Minimum Dimension

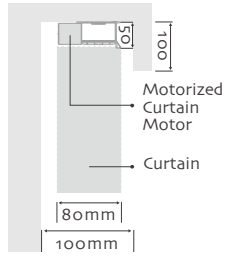

More References:

DT52S DT52EN/S DT72LE/S DT72EV/S DT72TS DT72TV/S DT72TVP/S DT82LE/S DT82TS DT82TV/S DT82TVP/S DT980LE/S (Page: 167-168)

BI-DIRECTIONAL RIPPLE FOLD CURTAIN MOTOR

DT72EV/S

Auto Limit Setting, Bi-directional Control
RS485 Interface

FEATURES:

- Scene Control
- Radio Lock
- Status Feedback
- Smartphone Control
- Scan & Program
- Electronic Limit
- Switch Direction
- Stall Protection
- Built-in Receiver
- Stop/Run By Pulling Fabric
- Dry Contact Input
- Preferred Stop Position
- Program/Reset Button
- RS485 Interface
- Hotel Mode
- Auto Limit Setting
- Manual Override

Radio Lock

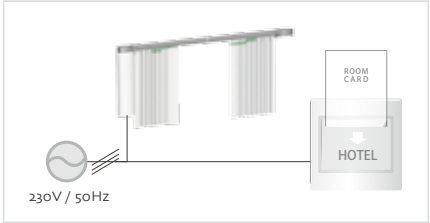

Hotel Mode

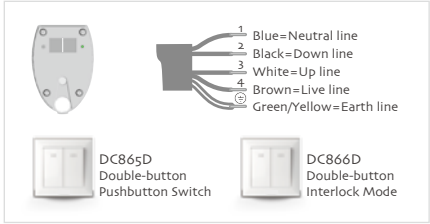

Multiple Switch Modes

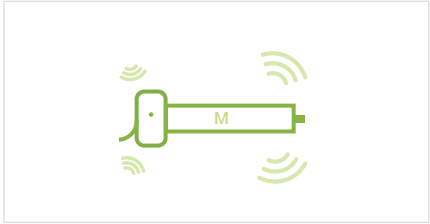

Integrated Repeater

		Rated Torque (Nm)	Runing Speed (cm/s)	Radio Frequency (MHz)	Rated Current (A)	Rated Power (W)	Degree Of Protection (IP)	Maximum Limit Turn (turn)	Running Time (min)	Working Temperature (°C)	Maximum Load (kg)
DT72EV/S-45/20	230V/50Hz	0.8	20	433⇌	0.23	45	IP20	∞	>4	0°C~40°C	50
DT72EV/S-75/20	230V/50Hz	1.2	20	433⇌	0.34	75	IP20	∞	>4	0°C~40°C	100

Note: Above-listed are common information for reference. Please consult Dooya export team for technical details or customization specs.

TRACK & ACCESSORIES (S#)

Product Picture	Product Name	Item No.	Description	Product Picture	Product Name	Item No.	Description
	Curtain Motor	Refer To *P167*	Refer To *P167*		Ceiling Bracket	DS157-08	Powder Coating Surface (Thickness 1.8mm), 3 pcs/m(Track More), Add 2 pcs For 1 Meter Track
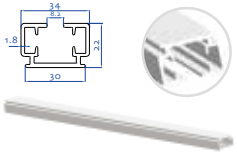	Guide Track (S#Track)	DS157-05	Aluminium Alloy, Electrophoresis Processing Surface Thickness: 2.1mm，0.58kg/m Buy According To The Length (Unit: Meter)		Wall Bracket	DS157-18	Single Track 3 pcs/m Add 2 pcs For One Meter Track More
	Rubber Belt	DS157-07D	Green(Imported) Maximum Load: 100kg Buy According To The Length (Unit:meter) Remind: Each 1m Track Required 2m Belts		Wall Bracket	DS157-19	Double Track 3 pcs/m Add 2 pcs For One Meter Track More
	Carrier	DS157-21I	Stainless Center: 2 pcs/set Side: 1 pcs/set		Wave Runner	DS157-36	Standard runner 12 pcs/m(track)

Note: Above-listed are common information for reference. Please consult Dooya export team for technical details or customization specs.

Product Picture	Product Name	Item No.	Description
	Fold Snap Tape	DS157-33	Fold Snap Tape 2m,per Meter Of Track
	Buckle For Fold Tape	DS157-35	Center:2 pcs/set Side:1 pcs/set
	Connecting Kit	DS157-23	Powder Coating Surface+stainless Steel(Thickness 2.2mm) 1 set/track
DS157-00G-03 DS157-00G-08-07 DS157-04A DS157-10 DS157-22	End Cap DT72 Exclusive	DS157-00G-14	Plastic Side Open DS157-00G-03 x 2 pcs DS157-00G-08-07 x 1 Pcs DS157-34 x 2 pcs DS157-10 x 2 pcs DS157-22 x 2 pcs Plastic Center Open DS157-00G-03 x 2 pcs DS157-00G-08-07 x 1 pcs DS157-34 x 2 pcs DS157-10 x 4 pcs DS157-22 x 2 pcs

Note: Above-listed are common information for reference. Please consult Dooya export team for technical details or customization specs.

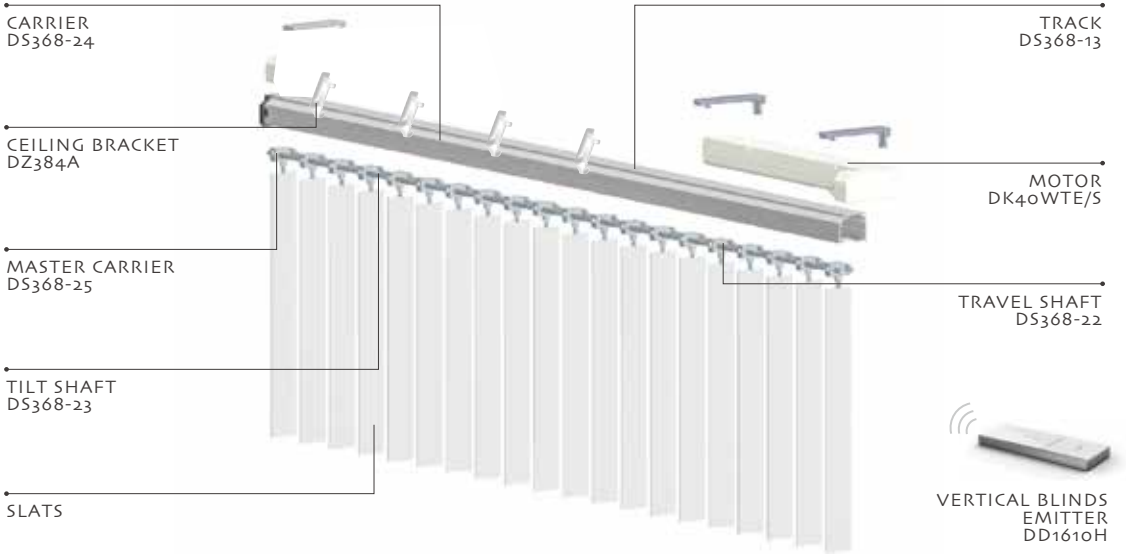

MINIMUM MOUNTING DIMENSIONS

Minimum Curtain Box

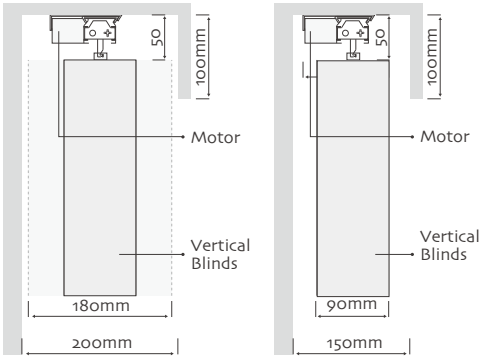

More References:

DK40WTE/S DK40MTE/S (Page: 169)

BI-DIRECTIONAL VERTICAL BLINDS MOTOR

DK40WTE/S & DK40MTE/S

Electronic Limit, AC 100V~240V
Bi-directional Control

FEATURES:

- Radio Lock
- Status Feedback
- Smartphone Control
- Scan & Program
- AC Power 100V~240V
- Left or Right Mounting
- Speed Regulation
- Electronic Limit
- Switch Direction
- Built-in Receiver
- Whisper Operation
- Stall Protection
- RS485 Interface
- Brushless Motor System

Radio Lock

Left or Right Mounting

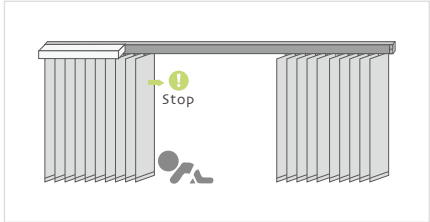

Stall Protection

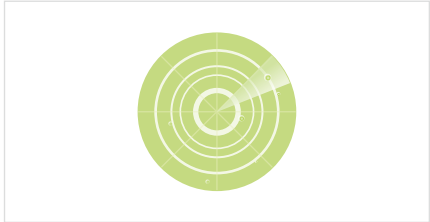
Scan & Program

		Rated Torque (Nm)	Runing Speed (cm/s)	Radio Frequency (MHz)	Rated Current (A)	Rated Power (W)	Degree Of Protection (IP)	Maximum Limit Turn (turn)	Running Time (min)	Working Temperature (℃)	Maximum Load (kg)
DK40WTE/S-0.3/10	100-240V 50/60Hz	0.3	10	433⇌	0.15	8	IP20	∞	>4	0℃~40℃	10
DK40MTE/S-0.3/10	100-240V 50/60Hz	0.3	10	433⇌	0.15	8	IP20	∞	>4	0℃~40℃	10

Note: Above-listed are common information for reference. Please consult Dooya export team for technical details or customization specs.

MOTORIZED VERTICAL BLINDS
ACCESSORIES

Product Picture	Product Name	Description	Product Picture	Product Name	Description
	Track DS368-13	Aluminium Alloy 6063-T5 Based On Measurement L-37mm		Spacer DS368-08	POM 1 pcs/8cm
	Driving Rod(right) DS368-22	Aluminium Alloy 6069 Based On Measurement L-44mm		Runners Components DS368-24	Combination 1 pcs/8cm
	Driving Rod(left) DS368-22A	Aluminium Alloy 6069 Based On Measurement L-44mm		Active Rolling Ball Assembly(Right) DS368-25	Combination 1 pcs
	Cross Shape Driving Rod DS368-23	Aluminium Alloy 6069 Based On Measurement L-44mm		Active Rolling Ball Assembly(left) DS368-25A	Combination 1 pcs

Note: Above-listed are common information for reference. Please consult Dooya export team for technical details or customization specs.

Product Picture	Product Name	Description	Product Picture	Product Name	Description
	Ceiling Bracket (motor) DZ384	Stainless Steel 1 pcs(optional)		Wall Bracket (guide rail) DZ385A	Combination 2 pcs/m(optional)
	Ceiling Bracket (guide rail) DZ384A	Stainless Steel 1 pcs/m(optional)		End Cap DS368-14	ABS 1 pcs
	Wall Bracket (motor) DZ385	Stainless Steel 1 pcs(optional)		Internal Cap DS368-15	POM 1 pcs

Note: Above-listed are common information for reference. Please consult Dooya export team for technical details or customization specs.

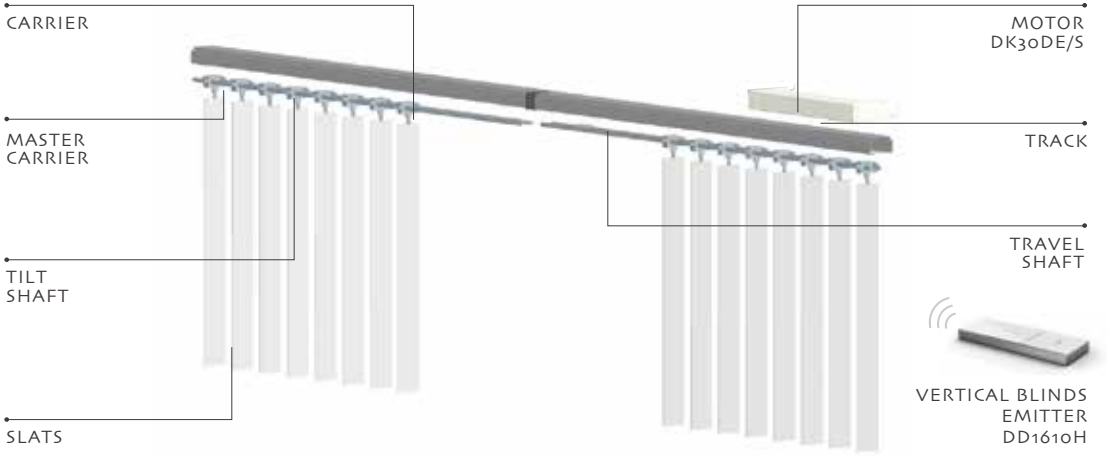

MINIMUM MOUNTING DIMENSIONS

Minimum Curtain Box

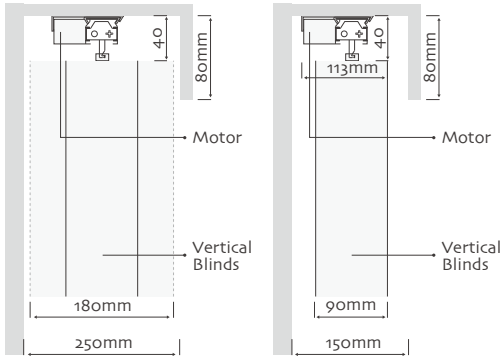

More References:

DK40WTE/S (Page: 169)

BI-DIRECTIONAL VERTICAL BLINDS MOTOR

DK30DE/S

Electronic Limit, DC Jog Motor,Bi-directional Control

FEATURES:

- Electronic Limit
- Switch Direction
- Built-in Receiver
- Elegant Operation
- Stall Protection
- RS485 Interface
- DC Power Supply
- Pluggable Power Cable
- Jog & Tilt

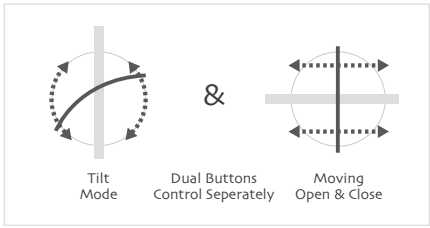

Jog & Tilt Mode

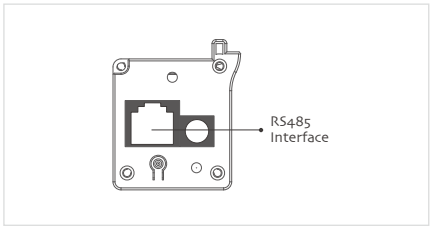

RS485 Control

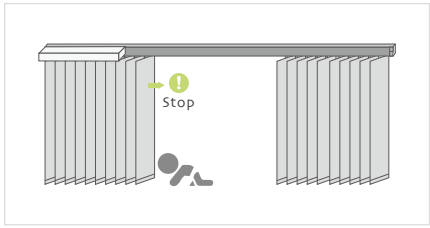

Stall Protection

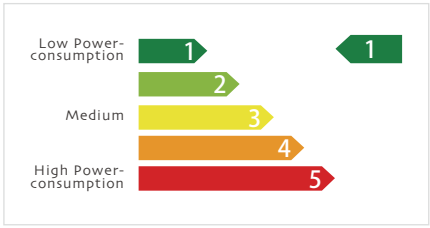

Energy Saving, Green Product

		Rated Torque (N)	Runing Speed (cm/s)	Radio Frequency (MHz)	Rated Current (A)	Rated Power (W)	Degree Of Protection (IP)	Maximum Limit Turn (turn)	Running Time (min)	Working Temperature (℃)	Maximum Load (kg)
DK30DE/S-15/6	100-240V 50/60Hz	15	6	433⇌	0.66	8	IP20	∞	>4	0℃~40℃	10

Note: Above-listed are common information for reference. Please consult Dooya export team for technical details or customization specs.



MINIMUM MOUNTING DIMENSIONS

Minimum Curtain Box

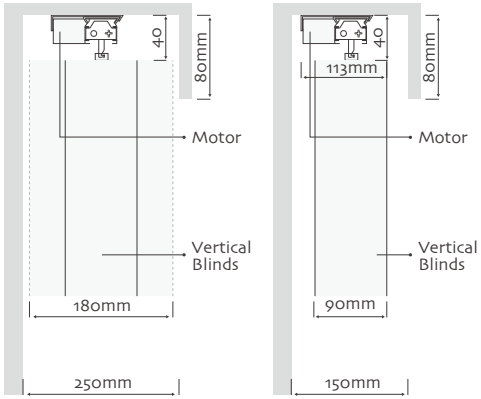

More References:

DK30LE/S (Page: 95)

BI-DIRECTIONAL VERTICAL BLINDS MOTOR

DK30LE/S & DK30NE/S

Electronic Limit, DC Jog Motor, Bi-directional Control

FEATURES:

- Electronic Limit
- Switch Direction
- Built-in Receiver
- Stall Protection
- DC Power Supply
- External Battery with Quick Plug
- Lithium battery or AA battery

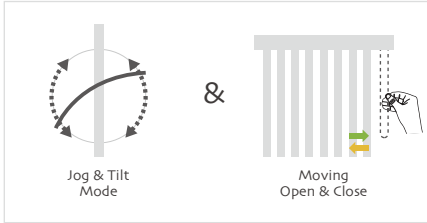

Jog & Tilt

Electronic Limit

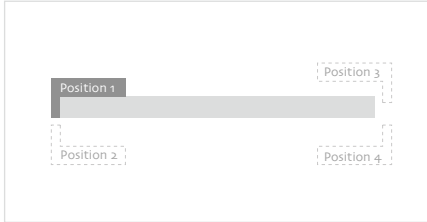

Easy Installation

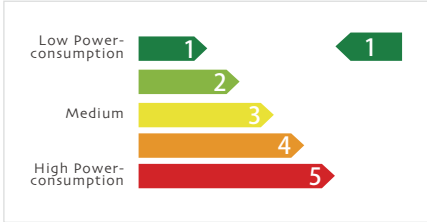

Energy Saving, Green Product

		Rated Torque (N)	Rated Speed (Rpm)	Radio Frequency (MHz)	Rated Current (A)	Rated Power (W)	Degree Of Protection (IP)	Maximum Limit Turn (turn)	Running Time (min)	Working Temperature (°C)	Maximum Load (kg)
DK30LE/S-0.1/40	8V	0.1	15	433⇌	0.40	3	IP40	∞	>4	0°C~40°C	10
DK30NE/S-0.1/40	6V	0.1	15	433⇌	0.50	3	IP40	∞	>4	0°C~40°C	10

Note: Above-listed are common information for reference. Please consult Dooya export team for technical details or customization specs.

07

Motorized Double-glazed Shading

99 Motor For Double-glazed Venetian Blinds
101 Motor For Double-glazed Honeycomb

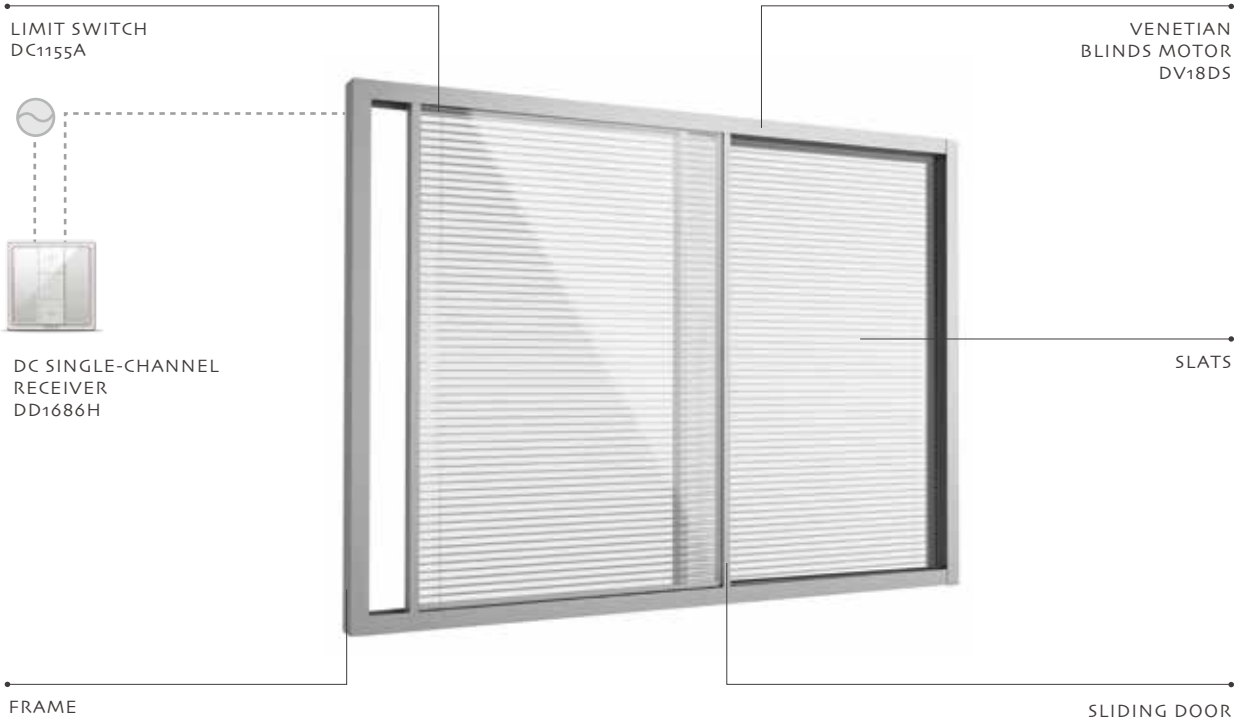

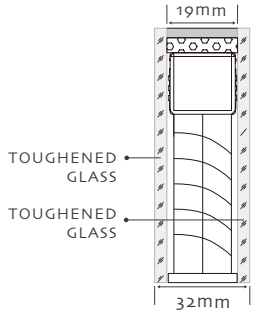

MINIMUM
MOUNTING
DIMENSIONS

SINGLE -
CHANNEL EMITTER
DD1610H

More References:

DV18DS DV24DG DV24DH (Page: 165)

MOTOR FOR DOUBLE-GLAZED VENETIAN BLINDS

DV18DS

DC Standard

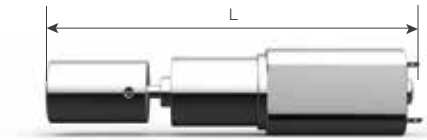

FEATURES:

- Single-shaft Output
- External DC Switch Or Receiver
- Low Voltage
- Energy Saving, Green Product

Whisper Operation

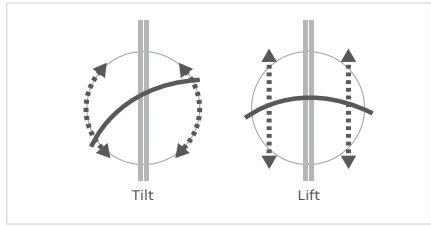

Tilt & Lift (External Controller Required)

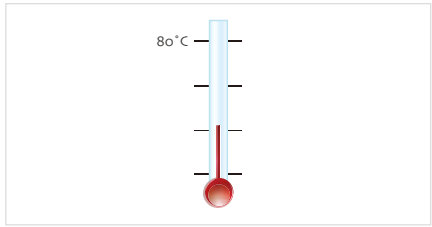

Maximum Operating Temperature: 80°C

Low Voltage

		Rated Torque (Nm)	Rated Speed (Rpm)	Rated Current (A)	Rated Power (W)	Degree Of Protection (IP)	Maximum Limit Turn (turn)	Running Time (min)	Working Temperature (°C)	Length L (mm)
DV18DS-0.3/34	24V	0.3	34	0.14	4	IP20	/	>6	-10°C~60°C	88

Note: Above-listed are common information for reference. Please consult Dooya export team for technical details or customization specs.

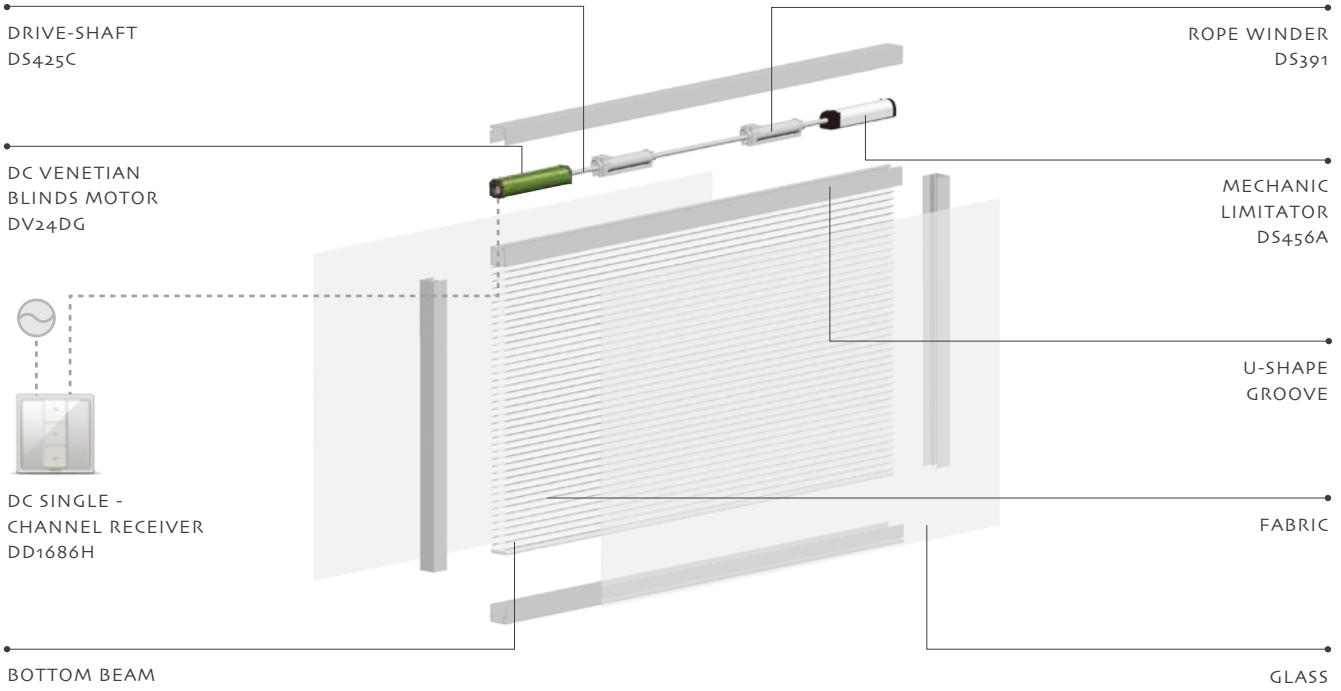

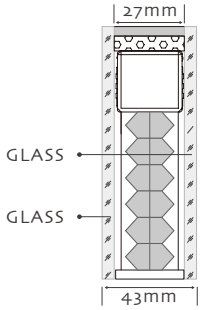

MINIMUM
MOUNTING
DIMENSIONS

SINGLE -
CHANNEL EMITTER
DD1610H

More References:

DV16DS DV18DS DV24DG DV24DH (Page: 165)

MOTOR FOR DOUBLE-GLAZED HONEYCOMB

DV24DG

Single-shaft



FEATURES:

- Single-shaft Output
- External DC Switch Or Receiver
- Compatible With Battery Wand+Solar Charger
- Compatible With Solar charger

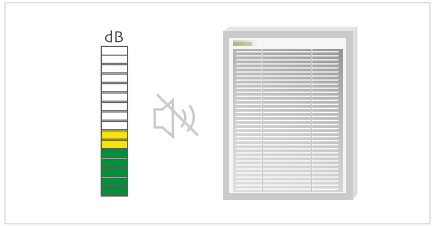

Whisper Operation

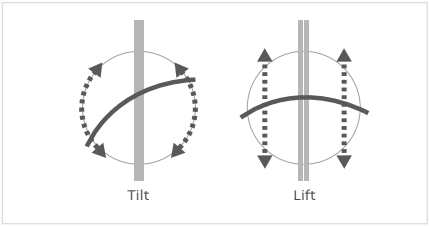

Tilt & Lift (External Controller Required)

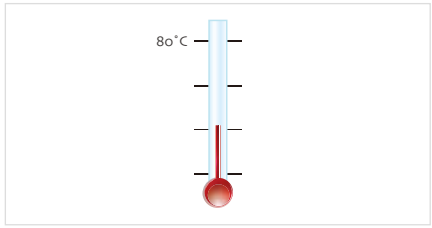

Maximum Operating Temperature: 80°C

Low Voltage

		Rated Torque (Nm)	Rated Speed (Rpm)	Rated Current (A)	Rated Power (W)	Degree Of Protection (IP)	Maximum Limit Turn (turn)	Running Time (min)	Working Temperature (°C)	Length L (mm)
DV24DG-0.6/45	24V	0.6	45	0.3	7	IP20	90	>6	-10°C~60°C	104

Note: Above-listed are common information for reference. Please consult Dooya export team for technical details or customization specs.

08 Motorized Projection Screen

105 Mechanic Motor For Projection Screen
107 Electronic Motor For Projector Rack

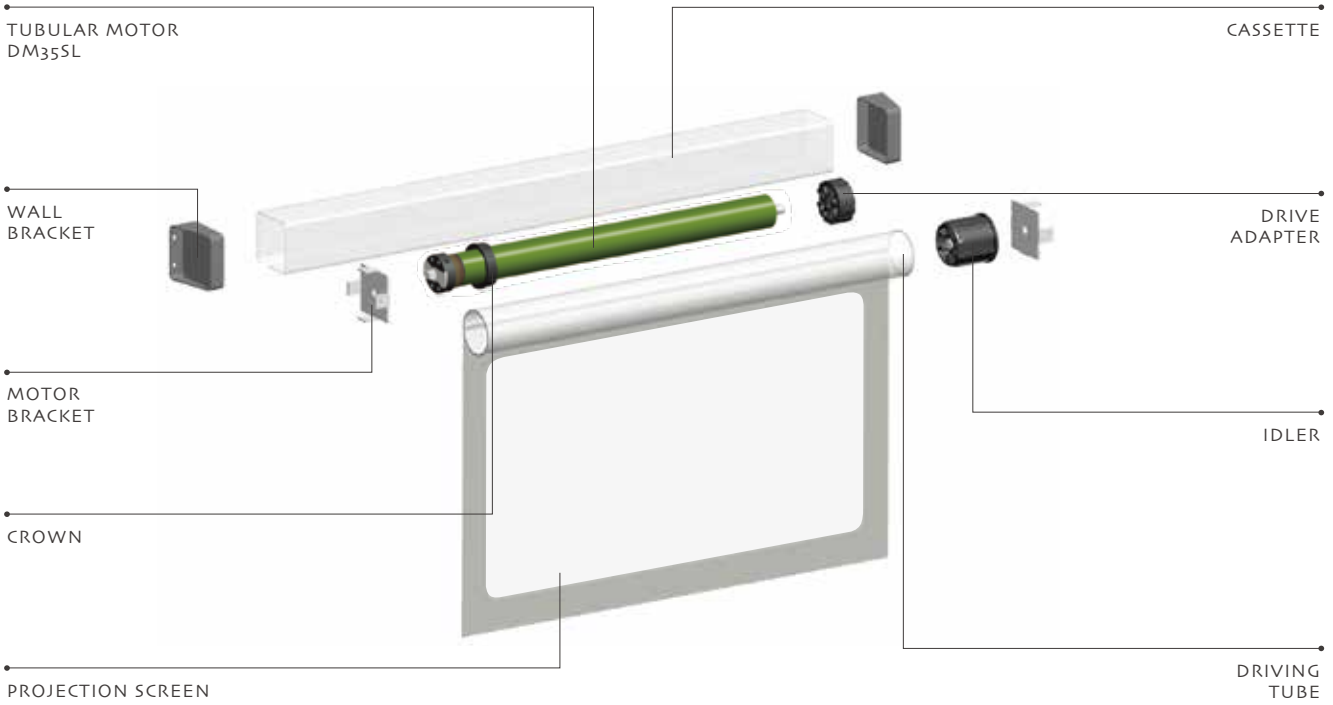

More References:

DM35S DM35SL DM35Q DM35EQ/S DM35F/S DM45S DM45Q DM45EQ/S DM45SL (Page: 173-180)

MECHANIC MOTOR FOR PROJECTION SCREEN

DM35SL

Mechanic Limit, Low-noise

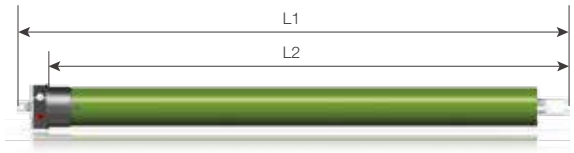

FEATURES:

- Mechanic Limit
- Switch Direction
- External Switch
- External Controller
- Low-noise

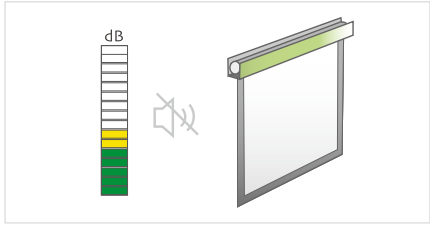

Whisper Operation

Compatible With Controller & Switch

Stable Mechanic Limit

Low Voltage

		Rated Torque (Nm)	Rated Speed (Rpm)	Radio Frequency (MHz)	Rated Current (A)	Rated Power (W)	Degree Of Protection (IP)	Maximum Limit Turn (turn)	Running Time (min)	Working Temperature (℃)	length L1/L2 (mm)
DM35SL-6/28	230V/50Hz	6	28	/	0.67	144	IP44	36	>4	-10℃~50℃	514/487

Note: Above-listed are common information for reference. Please consult Dooya export team for technical details or customization specs.



DM35SD Maximum 17 Limit Turns



DM45SD Maximum 16 Limit Turns

SINGLE -
CHANNEL EMITTER
DD1600H

More References:

DM35SD DM45SD DM45BH DM45EZ/S (Page: 173-180)

ELECTRONIC MOTOR FOR PROJECTOR RACK

DM45EZ/S

Electronic Limit, Bi-directional Control, Short Motor

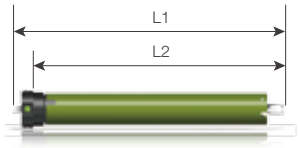

FEATURES:

- Scene Control
- Radio Lock
- Status Feedback
- Smartphone Control
- Scan & Program
- Integrated Repeater
- Electronic Limit
- Switch Direction
- Stall Protection
- Built-in Receiver
- Jog Mode
- Preferred Stop Position
- Program/Reset Button
- Super Short

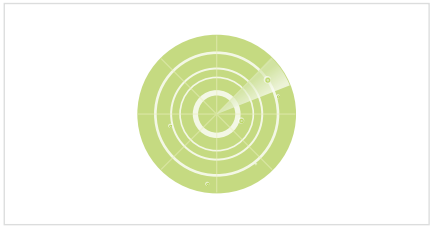

Scan & Program

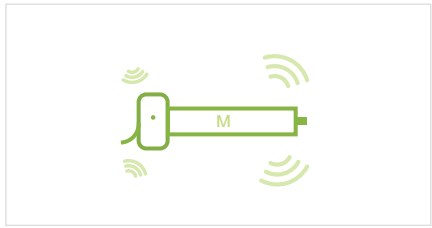

Integrated Repeater



Electronic Limit



Super Short

		Rated Torque (Nm)	Rated Speed (Rpm)	Radio Frequency (MHz)	Rated Current (A)	Rated Power (W)	Degree Of Protection (IP)	Maximum Limit Turn (turn)	Running Time (min)	Working Temperature (°C)	Length L1/L2 (mm)
DM45EZ/S-10/15	230V/50Hz	10	15	433⇌	0.48	113	IP44	∞	>4	-10°C~50°C	394/369

Note: Above-listed are common information for reference. Please consult Dooya export team for technical details or customization specs.

09 Motorized Insect Screen

111 Bi-directional Battery Motor For Roller Screen



More References:

DM15LEU/S DM15CE/SL (Page: 171-172)

BI-DIRECTIONAL BATTERY MOTOR FOR ROLLER SCREEN

DM15LEU/S

Electronic Limit, Radio Control, Bi-directional Control



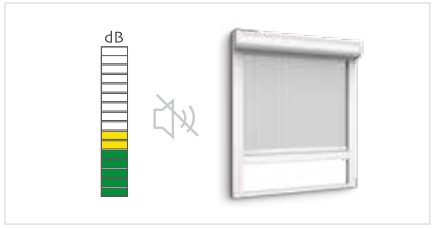

Whisper Operation

Memorized Setting

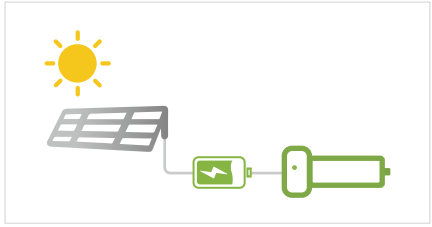

Lithium Battery Inside

Electronic Limit

FEATURES:

- Scene Control
- Radio Lock
- Status Feedback
- Smartphone Control
- Scan & Program
- Electronic Limit
- Switch Direction
- Stall Protection
- Program/Reset Button
- DC Power Supply
- Built-in Lithium Battery
- Solar Charging
- Memorized Setting
- Built-in Receiver
- Preferred Stop Position

		Rated Torque (Nm)	Rated Speed (Rpm)	Radio Frequency (MHz)	Rated Current (A)	Rated Power (W)	Degree Of Protection (IP)	Maximum Limit Turn (turn)	Running Time (min)	Working Temperature (℃)	Length L1/L2 (mm)
DM15LEU/S-0.3/30	12V	0.3	30	433⇌	0.6	5	IP20	∞	>6	0℃~40℃	356/349

Note: Above-listed are common information for reference. Please consult Dooya export team for technical details or customization specs.

10 Motorized Wood Shutter

115 Surface-mounting Motor For Wood Shutter

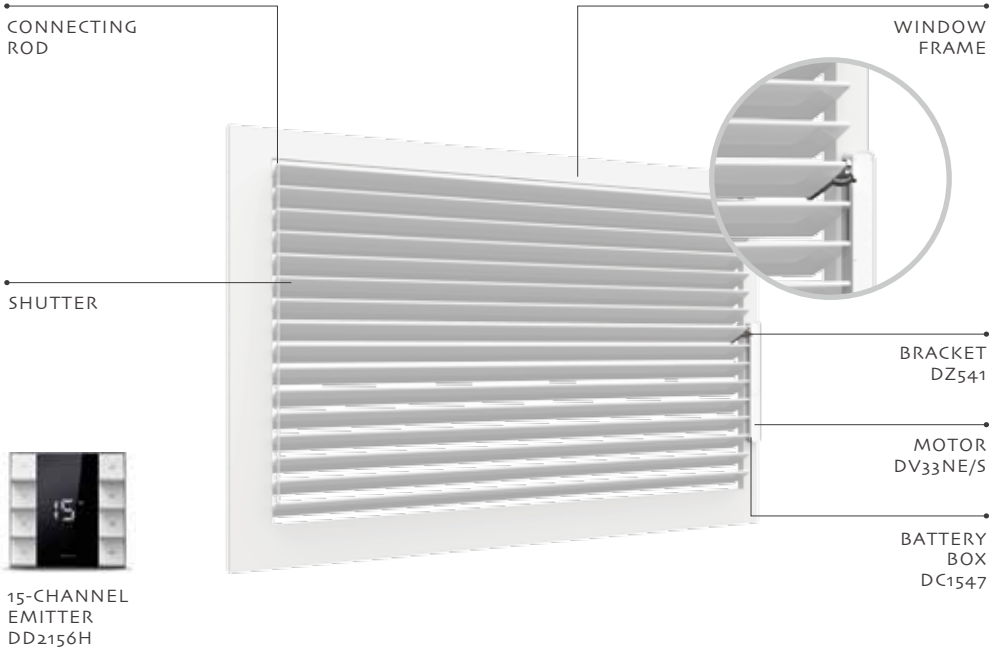

15-CHANNEL EMITTER DD2156H

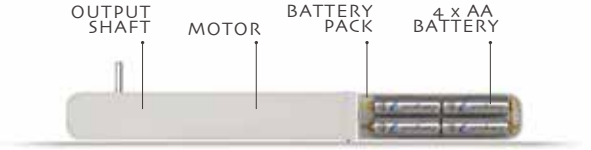

SINGLE-CHANNEL EMITTER DD2155H

More References :

DV33NE/S

SURFACE-MOUNTING MOTOR FOR WOOD SHUTTER

DV33NE/S

Electronic Limit, Bi-directional Radio Control

FEATURES:

- Electronic Limit
- Built-in Receiver
- Memorized Setting
- Tilt Only
- Preferred Stop Position
- Stall Protection
- Program/Reset Button
- DC Power Supply
- Bi-directional Radio Control
- Smartphone Control

Memorized Setting

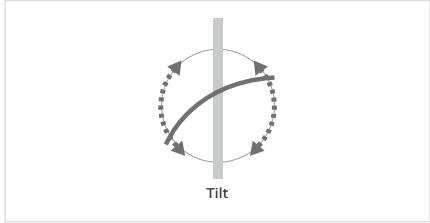

Tilt Only

Electronic Limit

Low Voltage

		Rated Torque (Nm)	Rated Speed (Rpm)	Radio Frequency (MHz)	Rated Current (A)	Rated Power (W)	Degree Of Protection (IP)	Maximum Limit Turn (turn)	Running Time (min)	Working Temperature (℃)	Length L (mm)
DV33NE/S-0.2/30	6V	0.2	30	433⇌	0.27	2	IP20	/	>6	0℃~40℃	205

Note: Above-listed are common information for reference. Please consult Dooya export team for technical details or customization specs.

designed with dedication



11 Control System

119 Emitters
141 Receivers
153 Switches
155 Switch Converter
156 Repeaters
157 Battery Pack & Solar Panel
160 Dry Contact To Radio
161 Group Controllers

DOOYA CONTROL SYSTEM : DC1600 SERIES REMOTE CONTROLLER

DESIGNED WITH DEDICATION

DOOYA CONTROL SYSTEM : DC1600 SERIES REMOTE CONTROLLER

CONTROL SYSTEM
EMITTERS

DC1600 / DD1600H
Single - channel Emitter

- Battery: 3V CR2450
- Battery life: > 2 years
- Radio range: 200 meters outdoor, 35 meters indoor
- Radio frequency: 433.92MHz (Bi-directional compatible: DD1600H)
- Working temperature: -10°C ~ + 50°C
- Dimension: 130mm × 44mm × 10.5mm

DC1602 / DD1602H
15 - channel LCD Emitter

- Freely adjustable Max. channels
- Battery: 3V, CR2450
- Battery life: > 2 years
- Radio range: 200 meters outdoor, 35 meters indoor
- Radio frequency: 433.92MHz (Bi-directional compatible: DD1602H)
- Working temperature: -10°C ~ + 50°C
- Dimension: 130mm × 44mm × 10.5mm

DC1603 / DD1603H
Single - channel Timer Emitter

- Regular timer mode
- Random/vacation timer mode
- Manual timer mode
- Battery: 3V, CR2450
- Battery life: > 2 years
- Radio range: 200 meters outdoor, 35 meters indoor
- Radio frequency: 433.92MHz (Bi-directional compatible: DD1603H)
- Working temperature: -10°C ~ + 50°C
- Dimension: 130mm × 44mm × 10.5mm

Timer function

DC1605 / DD1605H
5- channel Timer Emitter

- Regular timer mode
- Random/vacation timer mode
- Manual timer mode
- Battery: 3V, CR2450
- Battery life: > 2 years
- Radio range: 200 meters outdoor, 35 meters indoor
- Radio frequency: 433.92MHz (Bi-directional compatible: DD1605H)
- Working temperature: -10°C ~ + 50°C
- Dimension: 130mm × 44mm × 10.5mm

venetian motor

DC1610 / DD1610H
Single - channel Emitter

- With tilt buttons
- Battery: 3V CR2450
- Battery life: > 2 years
- Radio range: 200 meters outdoor, 35 meters indoor
- Radio frequency: 433.92MHz (Bi-directional compatible: DD1610H)
- Working temperature: -10°C ~ + 50°C
- Dimension: 130mm × 44mm × 10.5mm

venetian motor

DC1612 / DD1612H
15 - channel LCD Emitter

- With tilt buttons
- Freely adjustable Max. channels
- Battery: 3V, CR2450
- Battery life: > 2 years
- Radio range: 200 meters outdoor, 35 meters indoor
- Radio frequency: 433.92MHz (Bi-directional compatible: DD1612H)
- Working temperature: -10°C ~ + 50°C
- Dimension: 130mm × 44mm × 10.5mm

CONTROL SYSTEM
EMITTERS

curtain motor

DC1660 / DD1660HA
Single - channel
Dual Control Emitter

- For motorized curtain
- Battery: 3V CR2450
- Battery life: > 2 years
- Radio range: 200 meters outdoor, 35 meters indoor
- Radio frequency: 433.92MHz (Bi-directional compatible: DD1660HA)
- Working temperature: -10°C ~ + 50°C
- Dimension: 130mm × 44mm × 10.5mm

curtain motor

DC1662 / DD1662HA
15 - channel Dual
Control LCD Emitter

- For motorized curtain
- Freely adjustable Max. channels
- Battery: 3V, CR2450
- Battery life: > 2 years
- Radio range: 200 meters outdoor, 35 meters indoor
- Radio frequency: 433.92MHz (Bi-directional compatible: DD1662HA)
- Working temperature: -10°C ~ + 50°C
- Dimension: 130mm × 44mm × 10.5mm

curtain motor

DC1663 / DD1663HA
Single - channel Dual
Control Timer Emitter

- For motorized curtain
- Regular timer mode
- Random/vacation timer mode
- Manual timer mode
- Battery: 3V, CR2450
- Battery life: > 2 years
- Radio range: 200 meters outdoor, 35 meters indoor
- Radio frequency: 433.92MHz (Bi-directional compatible: DD1662HA)
- Working temperature: -10°C ~ + 50°C
- Dimension: 130mm × 44mm × 10.5mm

curtain motor

DC1665 /DD1665HA

5 - channel Dual
Control Timer Emitter

- For motorized curtain
- Regular timer mode
- Random/vacation timer mode
- Manual timer mode
- Battery: 3V, CR2450
- Battery life: > 2 years
- Radio range: 200 meters outdoor, 35 meters indoor
- Radio frequency: 433.92MHz (Bi-directional compatible: DD1665HA)
- Working temperature: -10°C ~ + 50°C
- Dimension: 130mm × 44mm × 10.5mm

DD1662HD

15 - channel
Dual Control Emitter

- For TDBU blinds
- Battery: 3V, CR2450
- Battery life: > 2 years
- Radio range: 200 meters outdoor, 35 meters indoor
- Radio frequency: 433.92MHz
- Working temperature: -10°C ~ + 50°C
- Dimension: 130mm × 44mm × 10.5mm

DD1609H

15 - channel
Editable Emitter

- Editable channel name
- Battery: 3V, CR2450
- Battery life: > 2 years
- Radio range: 200 meters outdoor, 35 meters indoor
- Radio frequency: 433.92MHz
- Working temperature: -10°C ~ + 50°C
- Dimension: 130mm × 44mm × 10.5mm

CONTROL SYSTEM
EMITTERS

DC1670 / DD1670H
Portable Single-channel
Emitter

- Battery powered, wall-mounted
- Battery: 3V, CR2430
- Battery life: > 2 years
- Radio range: 200 meters outdoor,
  35 meters indoor
- Radio frequency: 433.92MHz
  (Bi-directional compatible: DD1670H)
- Working temperature: -10°C ~ + 50°C
- Dimension: 80mm × 80mm × 11.7mm

DC1671 / DD1671H
Portable Dual
Channel Emitter

- Battery powered, wall-mounted
- Battery: 3V, CR2430
- Battery life: > 2 years
- Radio range: 200 meters outdoor,
  35 meters indoor
- Radio frequency: 433.92MHz
  (Bi-directional compatible: DD1671H)
- Working temperature: -10°C ~ + 50°C
- Dimension: 80mm × 80mm × 11.7mm

DC1670A / DD1670HA
Portable Single-channel Emitter

curtain motor

- For motorized curtain
- Battery powered, wall-mounted
- Battery: 3V, CR2430
- Battery life: > 2 years
- Radio range: 200 meters outdoor,
  35 meters indoor
- Radio frequency: 433.92MHz
  (Bi-directional compatible: DD1670HA)
- Working temperature: -10°C ~ + 50°C
- Dimension: 80mm × 80mm × 11.7mm

DC1671A / DD1671HA
Portable Dual
Channel Emitter

curtain motor

- For motorized curtain
- Battery powered, wall-mounted
- Battery: 3V, CR2430
- Battery life: > 2 years
- Radio range: 200 meters outdoor,
  35 meters indoor
- Radio frequency: 433.92MHz
  (Bi-directional compatible: DD1671HA)
- Working temperature: -10°C ~ + 50°C
- Dimension: 80mm × 80mm × 11.7mm

DC1673 / DD1673H

Portable 15 - channel
Emitter

- Freely adjustable Max. channels
- Battery powered, wall-mounted
- Battery: 3V, CR2430
- Battery life: > 2 years
- Radio range: 200 meters outdoor, 35 meters indoor
- Radio frequency: 433.92MHz (Bi-directional compatible: DD1673H)
- Working temperature: -10°C ~ + 50°C
- Dimension: 80mm × 80mm × 11.7mm

DC1673A / DD1673HA

Portable 15 - channel
Emitter

curtain motor

- Freely adjustable Max. channels
- Battery powered, wall-mounted
- Battery: 3V, CR2430
- Battery life: > 2 years
- Radio range: 200 meters outdoor, 35 meters indoor
- Radio frequency: 433.92MHz (Bi-directional compatible: DD1676HA)
- Working temperature: -10°C ~ + 50°C
- Dimension: 80mm × 80mm × 11.7mm

DC1675 / DD1675H

Portable Single - channel
Timer Emitter

- Battery powered, wall-mounted
- Regular timer mode
- Random/vacation timer mode
- Manual timer mode
- Battery: 3V, CR2450
- Battery life: > 2 years
- Radio range: 200 meters outdoor, 35 meters indoor
- Radio frequency: 433.92MHz
- Working temperature: -10°C ~ + 50°C
- Dimension: 80mm × 80mm × 11.7mm

DC1676 / DD1676H

Portable 5 - channel
Timer Emitter

- Battery powered, wall-mounted
- Regular timer mode
- Random/vacation timer mode
- Manual timer mode
- Battery: 3V, CR2450
- Battery life: > 2 years
- Radio range: 200 meters outdoor, 35 meters indoor
- Radio frequency: 433.92MHz (Bi-directional compatible: DD1676H)
- Working temperature: -10°C ~ + 50°C
- Dimension: 80mm × 80mm × 11.7mm

EXQUISITE DESIGN

DOOYA CONTROL SYSTEM : DC1800 SERIES REMOTE CONTROLLER

DOOYA

CONTROL SYSTEM
EMITTERS

DC1800 / DD1800H
Single - channel Emitter

- Battery: 3V CR2450
- Battery life: > 2 years
- Radio range: 200 meters outdoor, 35 meters indoor
- Radio frequency: 433.92MHz (Bi-directional compatible: DD1800H)
- Working temperature: -10°C ~ + 50°C
- Dimension: 130mm × 44mm × 10.5mm

DC1802 / DD1802H
15 - channel LCD Emitter

- Freely adjustable Max. channels
- Maximum 15 channel
- Battery: 3V, CR2450
- Battery life: > 2 years
- Radio range: 200 meters outdoor, 35 meters indoor
- Radio frequency: 433.92MHz (Bi-directional compatible: DD1802H)
- Working temperature: -10°C ~ + 50°C
- Dimension: 130mm × 44mm × 10.5mm

DC1803 / DD1803H
Single - channel Timer Emitter

- Regular timer mode
- Random/vacation timer mode
- Manual timer mode
- Battery: 3V, CR2450
- Battery life: > 2 years
- Radio range: 200 meters outdoor, 35 meters indoor
- Radio frequency: 433.92MHz (Bi-directional compatible: DD1803H)
- Working temperature: -10°C ~ + 50°C
- Dimension: 130mm × 44mm × 10.5mm

DC1805 / DD1805H
5 - channel Timer Emitter

- Regular timer mode
- Random/vacation timer mode
- Manual timer mode
- Battery: 3V, CR2450
- Battery life: > 2 years
- Radio range: 200 meters outdoor, 35 meters indoor
- Radio frequency: 433.92MHz (Bi-directional compatible: DD1805H)
- Working temperature: -10°C ~ + 50°C
- Dimension: 130mm × 44mm × 10.5mm

venetian motor

DC1810 / DD1810H
Single - channel Emitter

- With tilt buttons
- Battery: 3V CR2450
- Battery life: > 2 years
- Radio range: 200 meters outdoor, 3 35 meters indoor
- Radio frequency: 433.92MHz (Bi-directional compatible: DD1610H
- Working temperature: -10°C ~ + 50°C
- Dimension: 130mm × 44mm × 10.5mn

venetian motor

DC1812 / DD1812H
15 - channel LCD Emitter

- With tilt buttons
- Freely adjustable Max. channels
- Battery: 3V, CR2450
- Battery life: > 2 years
- Radio range: 200 meters outdoor, 35 meters indoor
- Radio frequency: 433.92MHz (Bi-directional compatible: DD1812H)
- Working temperature: -10°C ~ + 50°C
- Dimension: 130mm × 44mm × 10.5mm

CONTROL SYSTEM
EMITTERS

DC1862/DD1862H
15 - channel
Dual Control Emitter

- For TDBU blinds
- Battery: 3V, CR2450
- Battery life: > 2 years
- Radio range: 200 meters outdoor, 35 meters indoor
- Radio frequency: 433.92MHz
- Working temperature: -10°C ~ + 50°C
- Dimension: 130mm × 44mm × 10.5mm

curtain motor

DC1860 / DD1860HA
Single - channel
Dual Control Emitter

- For motorized curtain
- Battery: 3V CR2450
- Battery life: > 2 years
- Radio range: 200 meters outdoor, 35 meters indoor
- Radio frequency: 433.92MHz (Bi-directional compatible: DD1860HA)
- Working temperature: -10°C ~ + 50°C
- Dimension: 130mm × 44mm × 10.5mm

curtain motor

DC1862 / DD1862HA
15 - channel Dual
Control LCD Emitter

- For motorized curtain
- Freely adjustable Max. channels
- Battery: 3V, CR2450
- Battery life: > 2 years
- Radio range: 200 meters outdoor, 35 meters indoor
- Radio frequency: 433.92MHz (Bi-directional compatible: DD1862HA)
- Working temperature: -10°C ~ + 50°C
- Dimension: 130mm × 44mm × 10.5mm

DC1850 / DD1850H

Portable Single-channel
Emitter

- Battery powered, wall-mounted
- Battery: 3V, CR2430
- Battery life: > 2 years
- Radio range: 200 meters outdoor, 35 meters indoor
- Radio frequency: 433.92MHz (Bi-directional compatible: DD1850H)
- Working temperature: -10°C ~ + 50°C
- Dimension: 86mm × 86mm × 11.7mm

DC1853 / DD1853H

Portable 15-channel
Emitter

- Freely adjustable Max. channels
- Battery powered, wall-mounted
- Battery: 3V, CR2430
- Battery life: > 2 years
- Radio range: 200 meters outdoor, 35 meters indoor
- Radio frequency: 433.92MHz (Bi-directional compatible: DD1853H)
- Working temperature: -10°C ~ + 50°C
- Dimension: 86mm × 86mm × 11.7mm

DC1850A / DD1850HA

Portable Single-channel
Emitter

curtain motor

- For motorized curtain
- Battery powered, wall-mounted
- Battery: 3V, CR2430
- Battery life: > 2 years
- Radio range: 200 meters outdoor, 35 meters indoor
- Radio frequency: 433.92MHz (Bi-directional compatible: DD1850H)
- Working temperature: -10°C ~ + 50°C
- Dimension: 80mm × 80mm × 11.7mm

DC1853A / DD1853HA

Portable
15-channel Emitter

curtain motor

- Freely adjustable Max. channels
- Battery powered, wall-mounted
- Battery: 3V, CR2430
- Battery life: > 2 years
- Radio range: 200 meters outdoor, 35 meters indoor
- Radio frequency: 433.92MHz (Bi-directional compatible: DD1853HA)
- Working temperature: -10°C ~ + 50°C
- Dimension: 80mm × 80mm × 11.7mm

DOOYA CONTROL SYSTEM : DC2700 SERIES REMOTE CONTROLLER



CONTROL WITH EASE

DOOYA CONTROL SYSTEM : DC2700 SERIES REMOTE CONTROLLER

CONTROL SYSTEM
EMITTERS

DC2700 / DD2700H
Single - channel Emitter

- Battery: 3V CR2450
- Battery life: > 2 years
- Radio range: 200 meters outdoor, 35 meters indoor
- Radio frequency: 433.92MHz (Bi-directional compatible: DD2700H)
- Working temperature: -10°C ~ + 50°C
- Dimension: 130mm × 45mm × 11.5mm

DC2702 / DD2702H
15 - channel Emitter

- Freely adjustable Max. channels
- Battery: 3V, CR2450
- Battery life: > 2 years
- Radio range: 200 meters outdoor, 35 meters indoor
- Radio frequency: 433.92MHz (Bi-directional compatible: DD2702H)
- Working temperature: -10°C ~ + 50°C
- Dimension: 130mm × 45mm × 11.5mm

DC2703 / DD2703H
Single - channel Timer Emitter

- Regular timer mode
- Random/vacation timer mode
- Manual timer mode
- Battery: 3V, CR2450
- Battery life: > 2 years
- Radio range: 200 meters outdoor, 35 meters indoor
- Radio frequency: 433.92MHz (Bi-directional compatible: DD2703H)
- Working temperature: -10°C ~ + 50°C
- Dimension: 130mm × 45mm × 11.5mm

DC2705 / DD2705H

5 - channel Timer Emitter

- Regular timer mode
- Random/vacation timer mode
- Manual timer mode
- Battery: 3V, CR2450
- Battery life: > 2 years
- Radio range: 200 meters outdoor, 35 meters indoor
- Radio frequency: 433.92MHz (Bi-directional compatible: DD2705H)
- Working temperature: -10°C ~ + 50°C
- Dimension: 130mm × 44mm × 10.5mm



DC2710 / DD2710H

Single - channel Emitter

- With tilt buttons
- Battery: 3V CR2450
- Battery life: > 2 years
- Radio range: 200 meters outdoor, 35 meters indoor
- Radio frequency: 433.92MHz (Bi-directional compatible: DD2710H)
- Working temperature: -10°C ~ + 50°C
- Dimension: 130mm × 45mm × 11.5mm

DC2712 / DD2712H

15 - channel LCD Emitter

- Freely adjustable Max. channels
- With tilt buttons
- Battery: 3V, CR2450
- Battery life: > 2 years
- Radio range: 200 meters outdoor, 35 meters indoor
- Radio frequency: 433.92MHz (Bi-directional compatible: DD2712H)
- Working temperature: -10°C ~ + 50°C
- Dimension: 130mm × 45mm × 11.5mm

CONTROL SYSTEM
EMITTERS

curtain motor

DD2760HA
Single - channel Dual Control Emitter

- Battery: 3V CR2450
- Battery life: > 2 years
- Radio range: 200 meters outdoor, 35 meters indoor
- Radio frequency: 433.92MHz
- Working temperature: -10°C ~ + 50°C
- Dimension: 130mm × 44mm × 10.5mm

curtain motor

DD2762HA
Single - channel
Dual Control Emitter

- For motorized curtain
- Battery: 3V CR2450
- Battery life: > 2 years
- Radio range: 200 meters outdoor, 35 meters indoor
- Radio frequency: 433.92MHz
- Working temperature: -10°C ~ + 50°C
- Dimension: 130mm × 44mm × 10.5mm

DD2762HD
15 - channel LCD
Emitter

- For TDBU blinds
- Battery: 3V, CR2450
- Battery life: > 2 years
- Radio range: 200 meters outdoor, 35 meters indoor
- Radio frequency: 433.92MHz
- Working temperature: -10°C ~ + 50°C
- Dimension: 130mm × 44mm × 10.5mm

DD2770H
Portable Single-channel Emitter

- Battery powered, wall-mounted
- Battery: 3V, CR2430
- Battery life: > 2 years
- Radio range: 200 meters outdoor, 35 meters indoor
- Radio frequency: 433.92MHz (Bi-directional compatible: DD1670H)
- Working temperature: -10°C ~ + 50°C
- Dimension: 80mm × 80mm × 11.7mm

DD2770HA
Portable Single-channel Emitter

curtain motor

- For motorized curtain
- Battery powered, wall-mounted
- Battery: 3V, CR2430
- Battery life: > 2 years
- Radio range: 200 meters outdoor, 35 meters indoor
- Radio frequency: 433.92MHz (Bi-directional compatible: DD1670HA)
- Working temperature: -10°C ~ + 50°C
- Dimension: 80mm × 80mm × 11.7mm

DD2773H
Portable 15-channel Emitter

- Freely adjustable Max. channels
- Battery powered, wall-mounted
- Battery: 3V, CR2430
- Battery life: > 2 years
- Radio range: 200 meters outdoor, 35 meters indoor
- Radio frequency: 433.92MHz (Bi-directional compatible: DD1673H)
- Working temperature: -10°C ~ + 50°C
- Dimension: 80mm × 80mm × 11.7mm

DD2773HA
Portable 15-channel Emitter

curtain motor

- Freely adjustable Max. channels
- Battery powered, wall-mounted
- Battery: 3V, CR2430
- Battery life: > 2 years
- Radio range: 200 meters outdoor, 35 meters indoor
- Radio frequency: 433.92MHz (Bi-directional compatible: DD1676HA)
- Working temperature: -10°C ~ + 50°C
- Dimension: 80mm × 80mm × 11.7mm

CONTROL SYSTEM
EMITTERS

DC1520 / DD1520H
Single - channel Emitter

- Battery powered, wall-mounted
- Battery: 2 x 1.5V batteries (AAA)
- Battery life: > 2 years
- Radio range: 200 meters outdoor, 35 meters indoor
- Radio frequency: 433.92MHz (Bi-directional compatible: DD1520H)
- Working temperature: -10°C ~ + 50°C
- Dimension: 104mm × 44.6mm × 25mm

DC1522 / DD1522H
15 - channel Emitter

- Battery powered, wall-mounted
- Battery: 2 x 1.5V batteries (AAA)
- Battery life: > 2 years
- Radio range: 200 meters outdoor, 35 meters indoor
- Radio frequency: 433.92MHz (Bi-directional compatible: DD1522H)
- Working temperature: -10°C ~ + 50°C
- Dimension: 104mm × 44.6mm × 25mm

DC1530 / DD1530H

Single - channel
Dual Control Emitter

- Battery powered, wall-mounted
- Battery: 2 x 1.5V batteries (AAA)
- Battery life: > 2 years
- Radio range: 200 meters outdoor, 35 meters indoor
- Radio frequency: 433.92MHz (Bi-directional compatible: DD1530H)
- Working temperature: -10°C ~ + 50°C
- Dimension: 104mm × 44.6mm × 25mm

DC6010 / DD6010H

Portable 5 - channel Emitter

- US wall plate
- Individual and group control
- Battery powered, wall-mounted
- Battery: 3V, CR2430
- Battery life: > 2 years
- Radio range: 200 meters outdoor, 35 meters indoor
- Radio frequency: 433.92MHz (Bi-directional compatible: DD6010H)
- Working temperature: -10°C ~ + 50°C
- Dimension: 66mm × 30.9mm × 11mm

CONTROL SYSTEM
RECEIVERS

DC1690 / DD1690H (white)
DC1690B (black)
Single - channel
Wall-mounted Receiver

Single -
channel emitter
DD1600H

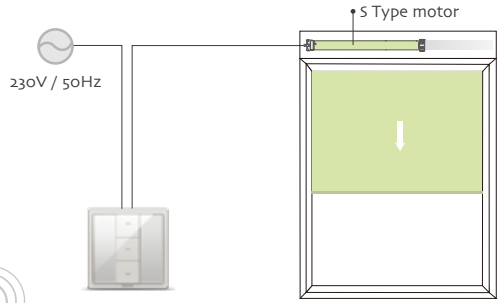

DD1690H
Single-channel
wall-mounted receiver

DD1690H
Wall-mounted receiver
with switch

- Control motor up to 50N.m
- Jog mode (Tilt for venetian)
- Working temperature: -10°C ~ + 50°C
- Work with all Dooya Emitters
- Radio frequency: 433.92MHz
  (Bi-directional compatible: DD1690H)
- Pair and store up to 20 emitters
- Compatible with European wall-box
- Dimension: 80mm × 80mm

DC1692 / DD1518H (white)
DC1692B (black)
Single - channel
Wall-mounted Timer Receiver

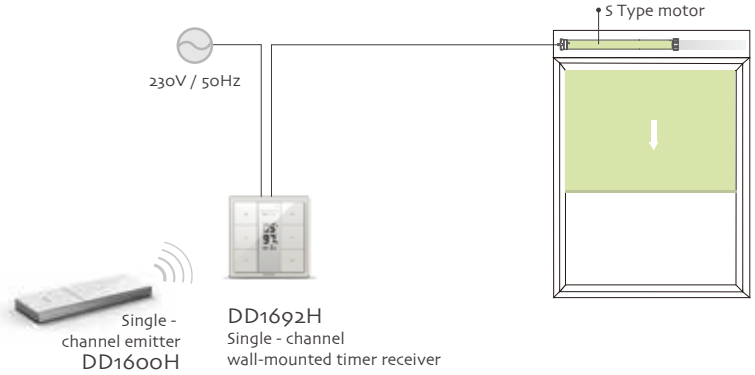

DD1692H
Wall-mounted timer
receiver with switch

- One motor per receiver
- For motor up to 50N.m
- Fixed and random timer alternative
- Jog mode (Tilt for venetian)
- Working temperature: -10°C ~ + 50°C
- Work with all Dooya Emitters
- Radio frequency: 433.92MHz
  (Bi-directional compatible: DD1518H)
- Pair and store up to 20 emitters
- Compatible with European wall-box
- Dimension: 80mm × 80mm

CONTROL SYSTEM
RECEIVERS

DC1880/DD1880H
Single - channel
Wall-mounted Receiver

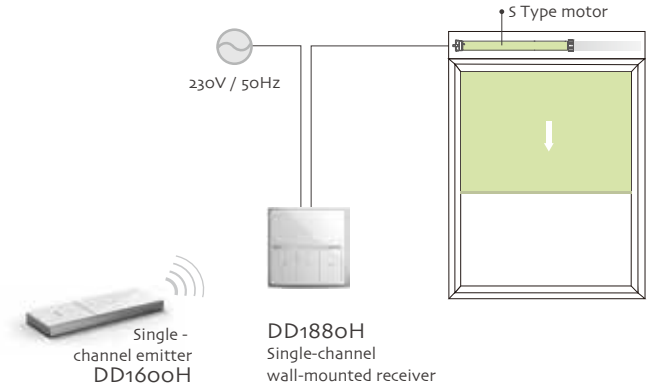

- DD1880H is a kind of wall-mounted receiver, with UP, DOWN, STOP switch function, it can control motorized roller blinds together with any emitter.
- Max 50N.m tubular motor
- With light - touch switch function
- Jog mode, tilt for venetian blinds
- Working temperature: -10°C ~ + 50°C (Bi-directional compatible: DD1880H)
- Can match all DOOYA wireless emitters
- Can store 20 channels
- Can be installed inside European wall-box
- Dimension: 86mm × 86mm

DC1881 / DD18861H
Double - channel
Wall-mounted Receiver

Single -
channel emitter
DD1600H

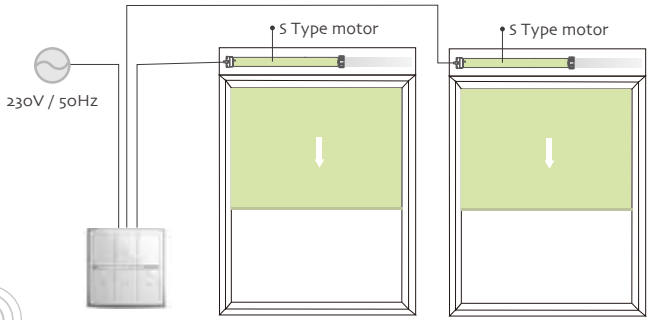

DD1881H
Double-channel
wall-mounted receiver

- DD1881H is a kind of wall-mounted receiver, with UP, DOWN, STOP switch function, it can control motorized roller blinds together with any emitter.
- Max 50N.m tubular motor
- With light-touch switch function
- Jog mode, tilt for venetian blinds
- Working temperature: -10°C ~ + 50°C (Bi-directional compatible: DD1881H)
- Can match all DOOYA wireless emitters
- Can store 20 channels
- Can be installed inside European wall-box
- Dimension: 86mm × 86mm

CONTROL SYSTEM
RECEIVERS

DD117
Switch Module

- One receiver per lamp
- For standard or interlock wall switch
- Output Power: 120W
- Working Temperature: -10°C ~ + 50°C
- Radio frequency: 433.92MHz
- Work with all Dooya emitters
- Pair and store up to 20 emitters
- Dimension: 48mm x 45mm x 23mm

DD117H
Single - channel Wireless Receiver

- One receiver per motor
- For motor up to 50N.m
- For standard or interlock wall switch
- Jog mode (tilt for venetian)
- Output Power: 300W
- Working Temperature: -10°C ~ + 50°C
- Radio frequency: 433.92MHz
- Work with all Dooya emitters
- Pair and store up to 20 emitters
- Dimension: 48mm x 45mm x 23mm



European Installation Method 80mmx80mm

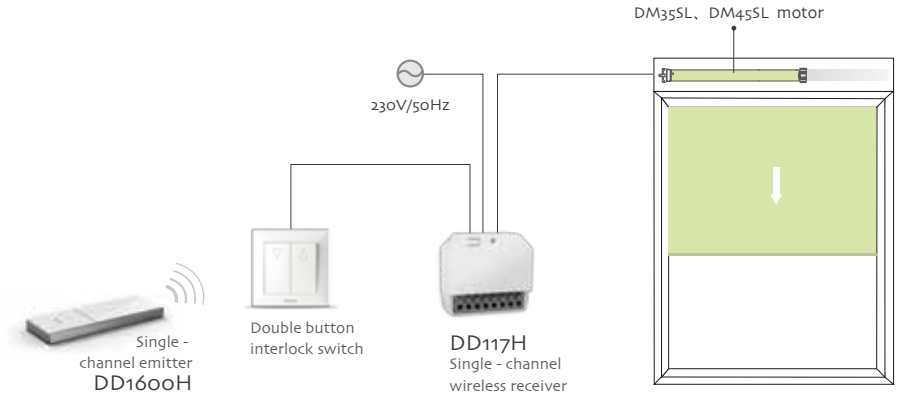

DC50 / DD50H
Receiver

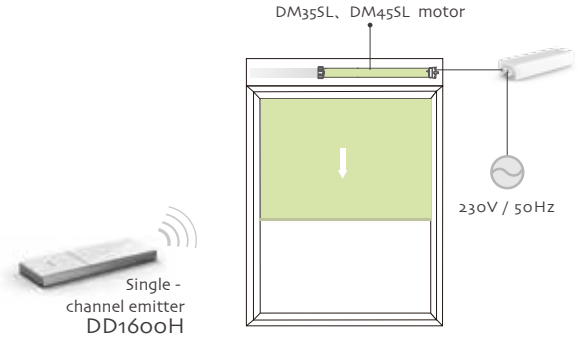

- One receiver per motor
- For motor up to 120N.m
- Work with all Dooya emitters
- Pair and store up to 20 emitters
- Input Voltage: 230V
- Output Voltage: 230V
- Power Output: 500W
- Radio frequency: 433.92MHz
  (Bi-directional compatible: DD50H)
- Working Temperature: – 10°C ~ + 55°C
- Dimension: 100mm x 27mm x 40.5mm

DC177G / DD177H
Receiver With
Lighting Control

DC246
Bus sub-control single -
channel switch (electronic)

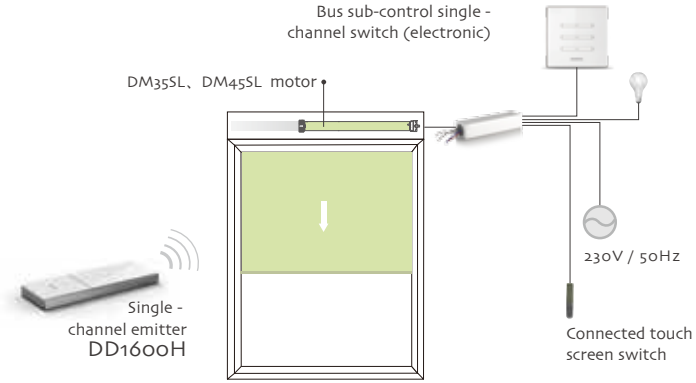

- One receiver per motor
- For motor up to 120N.m
- Light control output up to 100W
- Compatible with multiple wall switch input
- Dry contact input
- External lead program button
- Jog mode (tilt for venetian)
- Work with all Dooya emitters
- Pair and store up to 20 emitters
- Input voltage: 230V
- Output voltage: 230V
- Power output: 600W
- Radio frequency: 433.92MHz
  (Bi-directional compatible: DD177H)
- Working temperature: – 10°C ~ + 55°C
- Dimension: 100mm x 27mm x 40.5mm

CONTROL SYSTEM
RECEIVERS

DC1686 / DD1686H
DC Single - channel Receiver

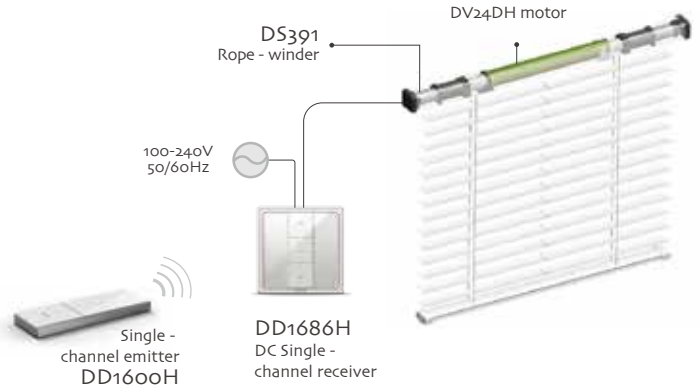

- Max 1.5Nm DC motor
- Jog mode
- Quick reverse; Stall protection, radio control
- Radio frequency: 433.92MHz (Bi-directional compatible: DD1686H)
- Maximum output power: 30W
- Input voltage: 100~240V
- Output voltage: 12V/24V
- Dimension: 86mm × 86mm

DC1686 / DD1686H

DC Single - channel receiver

- Max 1.5Nm DC motor
- Jog Mode
- Quick Reverse
- Stall protection,radio control
- Radio frequency: 433.92MHz
  (Bi-directional compatible: DD1686H)
- Maximum output power: 10W
- Input voltage: 100~240V
- Output voltage: 12/24V
- Dimension: 86mm × 86mm

DC1686A / DD1686HA

DC Single - channel receiver

- Max 1.5Nm DC motor
- External switch
- Jog mode
- Quick reverse
- Stall protection, radio control
- Compatible with dry contact
- Radio frequency: 433.92MHz
  (Bi-directional compatible: DD1338H)
- Maximum output power: 30W
- Input voltage: 100~240V
- Output voltage: 24V
- Dimension: 86mm × 86mm

CONTROL SYSTEM
RECEIVERS

- Max. 4 channels output
- Jog mode
- Quick reverse
- Stall protection, Radio control
- Radio frequency: 433.92MHz
  (Bi-directional compatible: DD1338H)
- Maximum output power: 96W
- Input voltage: 100-240V
- Output voltage: 24V/4A
- Dimension: 86mm × 172mm

DC1338 / DD1338H
4 - channel Receiver

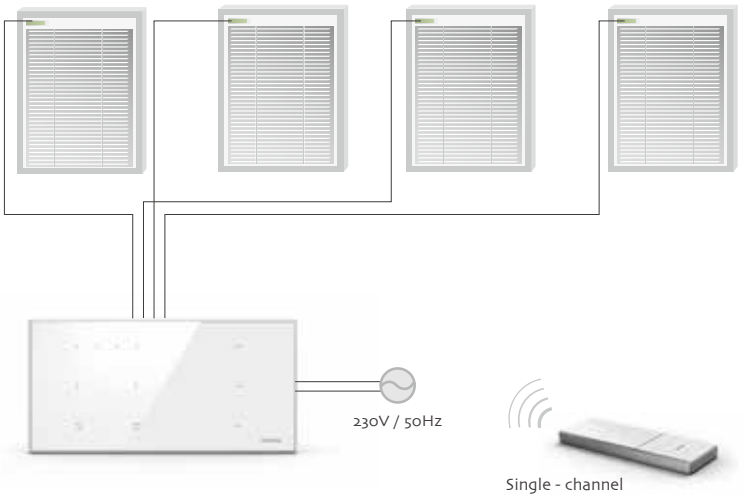

DD1338H
4 - channel receiver

Single - channel
emitter
DD1610H

DC1526 / DD1526H
Projector Link

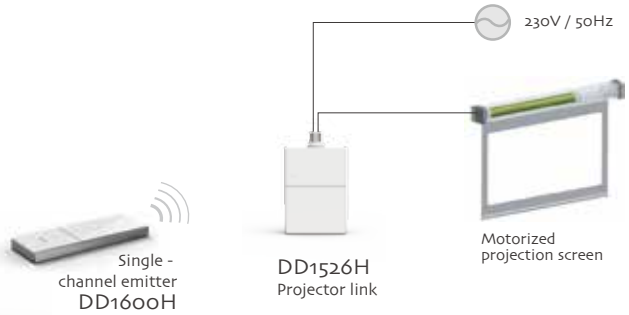

- Maximum projector power:1000W
- Auto-detect projector power status
- Radio Frequency: 433.92MHz
  (Bi-directional compatible: DD1526H)
- Working temperature: -10°C ~ 50°C
- Rated voltage: 230V/50Hz

DC1620 / DD1620H
Wall-mount Receiver

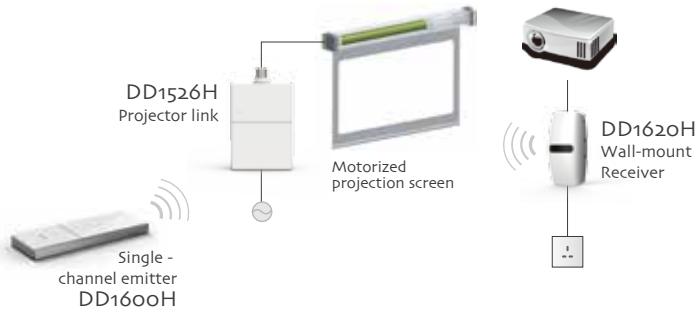

- One receiver per motor
- Compatible with DOOYA emitters
- Pair and store up to 20 emitters
- Photo-cell input
- Additional IR receiver
- Radio Frequency: 433.92MHz
  (Bi-directional compatible: DD1620H)
- Working temperature: -10°C ~ 50°C
- Rated voltage: 230V/50Hz

CONTROL SYSTEM
RECEIVERS

DC1146/DD1146H
DC Receiver

Single - channel emitter
DD1600H

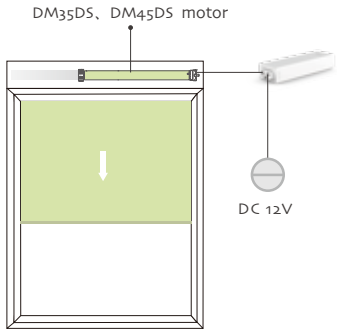

- Pair and store up to 20 emitters
- Work with all DOOYA emitters
- Input voltage: 12V
- Output voltage: 12V
- Output power: 150W
- Radio frequency: 433.92MHz
- Dry Contact input
- Working temperature: -10°C ~ + 55°C
- Dimension: 100mm × 27mm × 40.5mm

DC1141 / DD1141H
DC Receiver

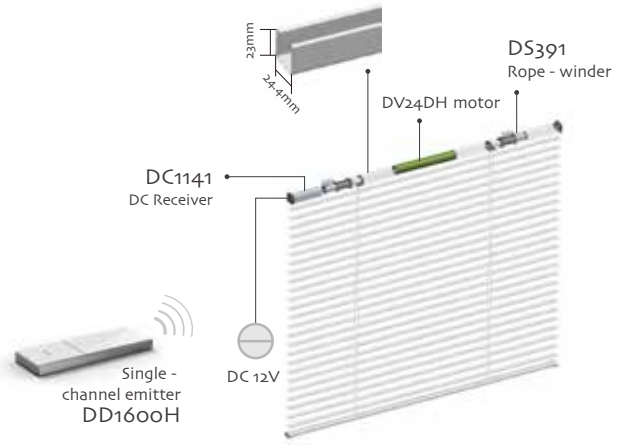

- Concealed mounting in headrail
- Stall Detection
- Work with all DOOYA emitters
- Pair and store up to 20 emitters
- Jog mode
- Radio frequency: 433.92MHz (Bi-directional compatible: DD1141H)
- Input voltage: 12V
- Working voltage: 12V
- Output power: 36W
- Dimension: 25mm x 20mm x 114mm

CONTROL SYSTEM
SWITCHES

DC2600
Single - channel
Pushbutton Switch

- Tempered glass and UV covered button
- Max 100 N.m tubular motor
- Working temperature: -20°C ~ + 55°C
- Dimension: 86mm × 86mm

DC2601
Double Button
Interlock Switch

- Tempered glass and UV covered button
- Max 100 N.m tubular motor
- Working temperature: -20°C ~ + 55°C
- Dimension: 86mm × 86mm

DC2602
Double Button
Pushbutton Switch

- Tempered glass and UV covered button
- Max 100 N.m tubular motor
- Working temperature: -20°C ~ + 55°C
- Dimension: 86mm × 86mm

DC2600A
Single - channel
Pushbutton Switch

- Tempered glass and UV covered button
- Max 100 N.m tubular motor
- Working temperature: -20°C ~ + 55°C
- Dimension: 86mm × 86mm

DC2601A
Double Button
Interlock Switch

- Tempered glass and UV covered button
- Max 100 N.m tubular motor
- Working temperature: -20°C ~ + 55°C
- Dimension: 86mm × 86mm

DC2602A
Double Button
Pushbutton Switch

- Tempered glass and UV covered button
- Max 100 N.m tubular motor
- Working temperature: -20°C ~ + 55°C
- Dimension: 86mm × 86mm

CONTROL SYSTEM
SWITCHE CONVERTER

DC1156
Switch Converter

- Dry contact input & DC power out
- Compatible with mechanic switch
- Jog & tilt
- Rated power: 30W
- Rated voltage: 24V

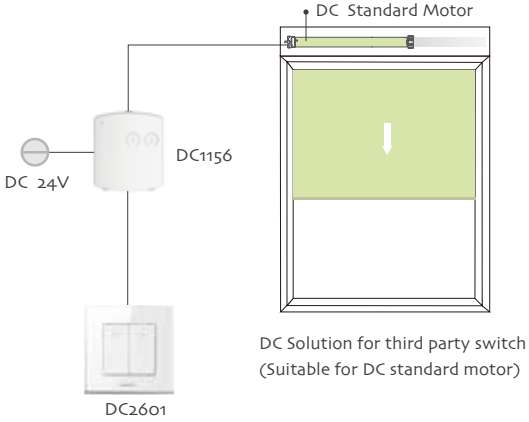

DC Solution for third party switch
(Suitable for DC standard motor)

CONTROL SYSTEM
REPEATER

DD1557H
Repeater

- Input voltage: USB DC5V
- Radio Frequency: 433.925MHz
- Working current: ≤20mA
- Working temperature: -5°C ~ 50°C

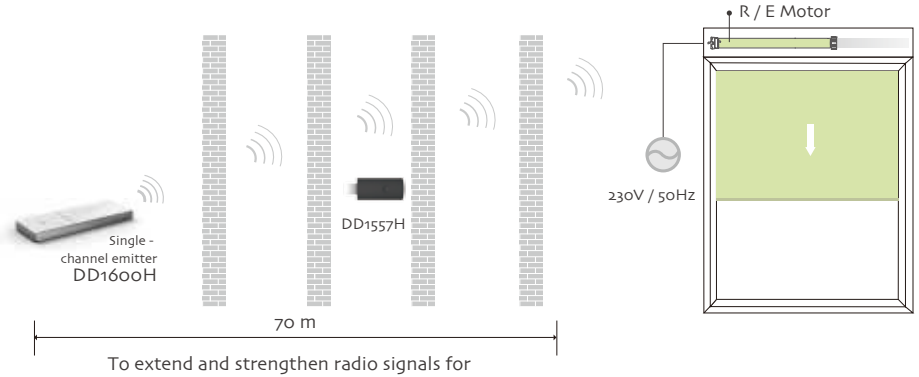

To extend and strengthen radio signals for better coverage

BATTERY PACK & SOLAR PANEL

DC1276
12V Rechargeable Battery Wand

- For all DOOYA DC motor(<12V,20W)
- Power: 11.1V 2.6Ah
- Working life: 600 times
- Dimension: 225mm × 27.5mm × 27.5mm

DC1289H
Solar Panel

- Output voltage: 12.6V 35135 charging
- Output power: 3W
- Working temperature: 0°C ~ + 50°C
- Service life: 5 years
- Dimension: 475mm × 52mm × 11mm

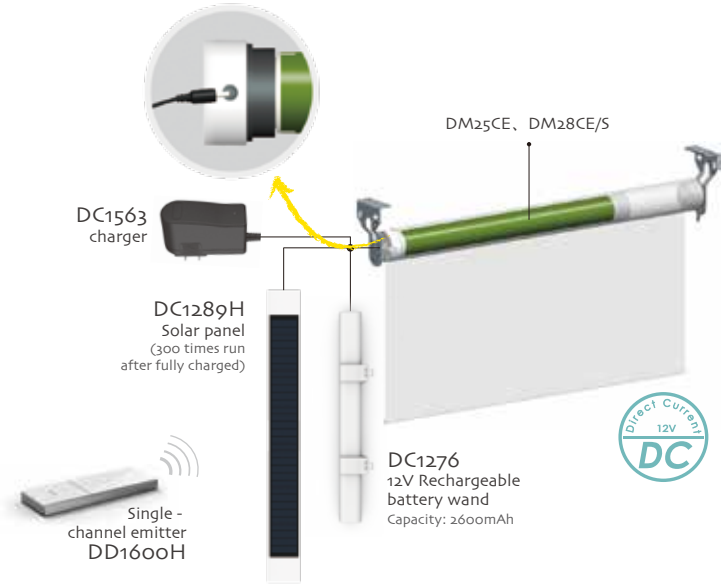

DC1288H
Solar Panel

- Output voltage: 5V USB charging
- Output power: 3W
- Working temperature: 0°C ~ + 50°C
- Service life: 5 years
- Dimension: 400mm × 50mm × 2.5mm

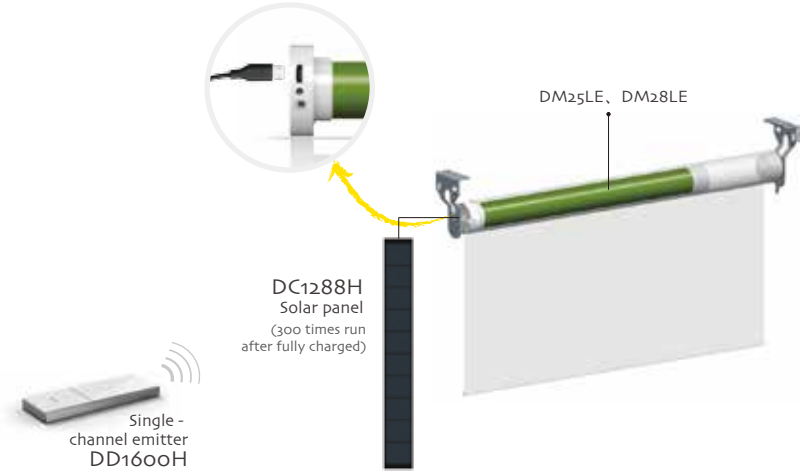

BATTERY PACK & SOLAR PANEL

DC1289G
Long - strip Solar Panel

- Output voltage: 12.6V
- Service life: 5 years
- Output power: 5W
- Working temperature: 0°C ~ + 50°C
- Dimension: 560mm × 65mm × 4mm

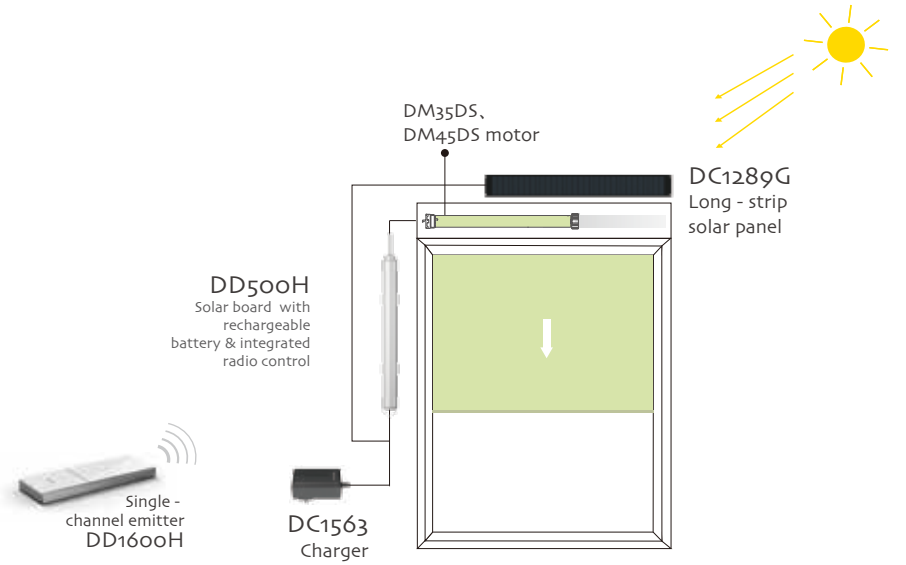

CONTROL SYSTEM

DRY CONTACT TO RADIO

DC1149A / DD1149H
Dry Contact To Radio

DC1149C
Radio To Dry Contact

- Connect with external mains voltage or dry-contact switch
- Radio Range: 200 meters outdoor, 35 meters indoor
- Power supply: 12V/ 24V
- Transmitting Frequency: 433.92MHz ± 100KHz (Bi-directional compatible: DD1149H)
- Working temperature: -10°C ~ + 50°C



Third party controller

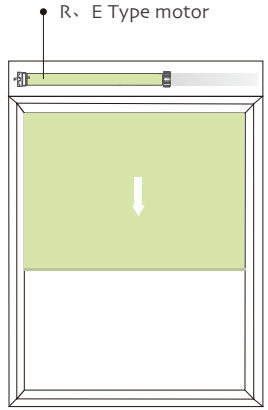

CONTROL SYSTEM
GROUP CONTROLLERS

DC550
8 - channel group controller

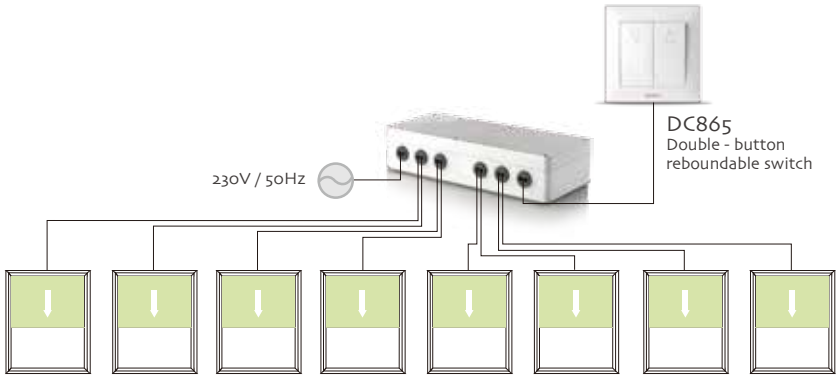

- DC550 is a 8 - channel group controller, which can be used for indoor roller blinds, indoor Venetian blinds, indoor wooden Venetian blinds, hollow aluminum Venetian blinds, indoor honeycomb blinds / pleated blinds, indoor sheer blinds and indoor Roman blinds.
- Can control 8 AC motors at the same time
- Match all mechanic switches
- Match all motors without integrated radio control
- Working temperature: -20°C ~ + 55°C
- Dimension: 260mm x 111mm x 57mm

Optional Controller

DC80
4 - channel group controller

- Max 60N.m × 4 units tubular motors

DC173
2 - channel group controller

- Specialized outdoor water - proof group controller
- Max 60N.m × 2 units tubular motors

DC134
4 - channel group controller

- Specialized outdoor water - proof group controller
- Max 60N.m × 2 units tubular motors

DC509
4 - channel group controller

- Max 60N.m × 2 units tubular motors

DC516
4 - channel group controller

- Max 60N.m × 3 units tubular motors

DC517
3 - channel group controller

- Max 60N.m × 4 units tubular motors



DC209
Group Controller

- Can connect 200 units of motors and switches in series
- Can match all mechanic switches
- Can match all motors without built - in radio function
- Bus control & sub-bus control
- Working temperature: -20°C ~ + 55°C
- Dimension: 52mm X 52mm X 22mm

DD1600H
Single - channel emitter

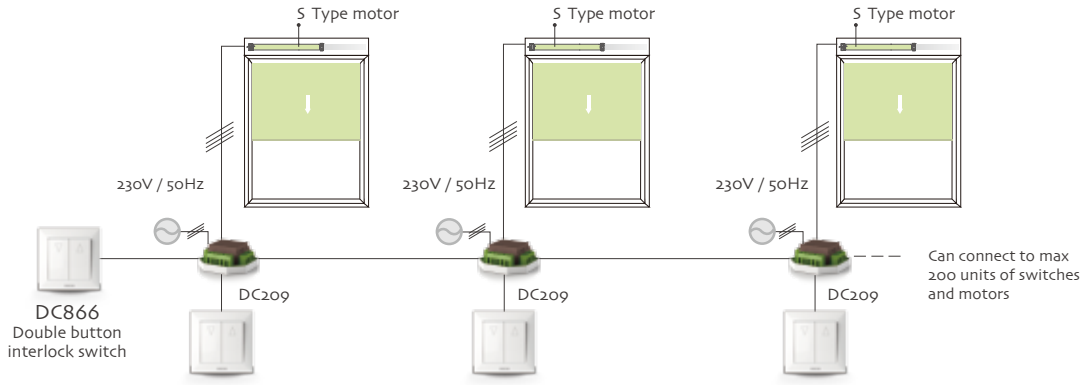

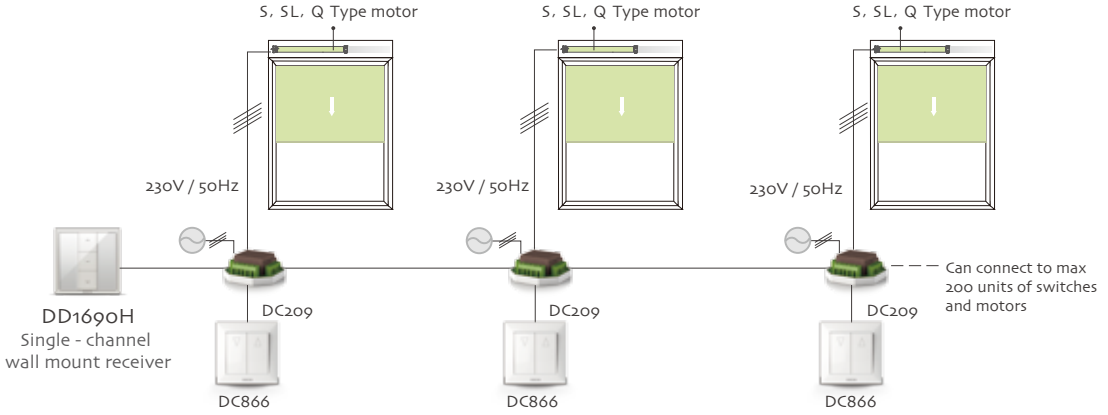

12

Product Parameter

165 DV Series
167 DT Series
169 DK Series
170 DS/DB Series
171 LE/LEU Series
172 CE/TE Series
173 S Series
174 Q Series
175 R Series
177 B Series
179 E Series

PRODUCT PARAMETER



		Rated Torque (Nm)	Rated Speed (Rpm)	Radio Frequency (MHz)	Rated Current (A)	Rated Power (W)	Degree Of Protection (IP)	Maximum Limit Turn (turn)	Running Time (min)	Working Temperature (℃)	L (mm)	Certification
12V												
DV24AE (ø24)	DV24AE-0.6/34	0.6	34	433⇄	0.63	8	IP20	∞	>6	0℃~40℃	130	CE
DV24AF (Ø24)	DV24AF-0.8/45	0.8	45	433⇄	0.83	10	IP20	∞	>6	0℃~40℃	202	
	DV24AF/TD-2×0.6/30	2×0.6	30	433⇄	2.28	28	IP20	∞	>6	0℃~40℃	320	
DV24CE (Ø24)	DV24CE-0.6/34	0.6	34	433⇄	0.57	7	IP20	∞	>6	0℃~40℃	130	
	DV24CE-0.6/45	0.6	45	433⇄	0.51	6	IP20	∞	>6	0℃~40℃	130	
DV24CF (Ø24)	DV24CF-0.8/45	0.8	45	433⇄	1.20	12	IP20	∞	>6	0℃~40℃	193	
DV24DH/L (Ø24)	DV24DH-0.8/45	0.8	45	/	0.67	8	IP20	90	>6	0℃~40℃	193	
DV24JB (Ø24)	DV24JB-0.6/34	0.6	34	/	0.51	6	IP20	∞	>6	0℃~40℃	130	
24V												
DV16DS (Ø16)	DV16DS-0.3/50	0.3	50	/	0.13	3	IP20	/	>6	-10℃~60℃	109	CE
DV18DS (Ø18)	DV18DS-0.3/34	0.3	34	/	0.14	4	IP20	/	>6	-10℃~60℃	88	
DV24DG (Ø24)	DV24DG-0.6/45	0.6	45	/	0.3	7	IP20	90	>6	-10℃~60℃	104	
DV24DH/L (Ø24)	DV24DH-0.8/45	0.8	45	/	0.4	10	IP20	90	>6	0℃~40℃	193	

Note: Above-listed are common information for reference. Please consult Dooya export team for technical details or customization specs.

		Rated Torque (Nm)	Rated Speed (Rpm)	Radio Frequency (MHz)	Rated Current (A)	Rated Power (W)	Degree Of Protection (IP)	Maximum Limit Turn (turn)	Running Time (min)	Working Temperature (℃)	L (mm)	Certification
6V												
DV33NE/S	DV33NE/S-0.2/30	0.2	30	433⇄	0.27	2	IP20	/	>6	0℃~40℃	205	CE

		Rated Torque (Nm)	Rated Speed (Rpm)	Radio Frequency (MHz)	Rated Current (A)	Rated Power (W)	Degree Of Protection (IP)	Maximum Limit Turn (turn)	Running Time (min)	Working Temperature (℃)	L (mm)	Certification
12V												
DV40CF	DV40CF-2×1/28	2×1	28	433⇄	1.70	20	IP20	∞	>6	0℃~40℃	320	CE
	DV40CF-2×2/18	2×2	28	433⇄	2.00	26	IP20	∞	>6	0℃~40℃	320	
24V												
DV40DF	DV40DF-2×1/28	2×1	28	433⇄	0.80	18	IP20	∞	>6	0℃~40℃	320	CE
	DV40DF-2×2/18	2×2	18	433⇄	1.10	26	IP20	∞	>6	0℃~40℃	333	

		Rated Torque (Nm)	Rated Speed (Rpm)	Radio Frequency (MHz)	Rated Current (A)	Rated Power (W)	Degree Of Protection (IP)	Maximum Limit Turn (turn)	Running Time (min)	Working Temperature (℃)	L (mm)	Certification
6V												
DV50CE	DV50CE-0.15/10	0.15	10	433⇄	0.66	4	IP20	∞	>6	0℃~40℃	92	CE Industry Canada FCC-ID
8.4V												
DV50CE	DV50CA/S-0.6/10	0.6	10	433⇄	0.6	4.5	IP20	∞	>6	0℃~40℃	103	
12V												
DV50CE	DV50CE-0.6/10	0.6	10	433⇄	0.58	7	IP20	∞	>6	0℃~40℃	92	

Note: Above-listed are common information for reference. Please consult Dooya export team for technical details or customization specs.

PRODUCT PARAMETER

		Rated Torque (Nm)	Runing Speed (cm/s)	Radio Frequency (MHz)	Rated Current (A)	Rated Power (W)	Degree Of Protection (IP)	Maximum Limit Turn (turn)	Running Time (min)	Working Temperature (℃)	Maximum Load (kg)	Certification
230V/50Hz												
DT52	DT52S-45/20	0.8	20	/	0.23	45	IP20	∞	>4	0℃~40℃	50	
	DT52S-75/20	1.2	20	/	0.34	75	IP20	∞	>4	0℃~40℃	100	
	DT52EN-45/20	0.8	20	433⇄	0.23	45	IP20	∞	>4	0℃~40℃	50	
	DT52EN-75/20	1.2	20	433⇄	0.34	75	IP20	∞	>4	0℃~40℃	100	

		Rated Torque (Nm)	Runing Speed (cm/s)	Radio Frequency (MHz)	Rated Current (A)	Rated Power (W)	Degree Of Protection (IP)	Maximum Limit Turn (turn)	Running Time (min)	Working Temperature (℃)	Maximum Load (kg)	Certification
100-240V 50/60Hz												
DT72	DT72TS-1.2/14	1.2	14	/	0.14	13	IP20	∞	>4	0℃~40℃	50	
	DT72TV-1.2/14	1.2	14	433⇄	0.16	16	IP20	∞	>4	0℃~40℃	50	
	DT72TV/P-1.2/14	1.2	14	433⇄	0.14	13	IP20	∞	>4	0℃~40℃	50	
14.8V												
DT72	DT72LE-1.2/20	1.2	20	433⇄	1.10	16	IP20	∞	>4	0℃~40℃	50	
230V/50Hz												
DT72	DT72EV-45/20	0.8	20	433⇄	0.23	45	IP20	∞	>4	0℃~40℃	50	
	DT72EV-75/20	1.2	20	433⇄	0.34	75	IP20	∞	>4	0℃~40℃	100	

Note: Above-listed are common information for reference. Please consult Dooya export team for technical details or customization specs.

		Rated Torque (Nm)	Runing Speed (cm/s)	Radio Frequency (MHz)	Rated Current (A)	Rated Power (W)	Degree Of Protection (IP)	Maximum Limit Turn (turn)	Running Time (min)	Working Temperature (℃)	Maximum Load (kg)	Certification
100-240V 50/60Hz												
DT82	DT82TS-1.2/14	1.2	14	/	0.14	10	IP20	∞	>4	0℃~40℃	50	CE
	DT82TV-1.2/14	1.2	14	433⇄	0.14	13	IP20	∞	>4	0℃~40℃	50	
	DT82TV/P-1.2/14	1.2	14	433⇄	0.14	13	IP20	∞	>4	0℃~40℃	50	
	DT82TF-1.2/14	1.2	14	433⇄	0.14	13	IP20	∞	>4	0℃~40℃	50	
14.8V												
DT82	DT82LE-1.2/20	1.2	20	433⇄	1.10	16	IP20	∞	>4	0℃~40℃	50	CE
	DT82LF-1.2/20	1.2	20	433⇄	1.10	16	IP20	∞	>4	0℃~40℃	50	

		Rated Torque (Nm)	Runing Speed (cm/s)	Radio Frequency (MHz)	Rated Current (A)	Rated Power (W)	Degree Of Protection (IP)	Maximum Limit Turn (turn)	Running Time (min)	Working Temperature (℃)	Maximum Load (kg)	Certification
100-240V 50/60Hz												
DT980	DT980TV-1.2/14	1.2	14	433⇄	0.16	16	IP20	∞	>4	0℃~40℃	50	CE
	DT980TF-1.2/14	1.2	14	433⇄	0.16	16	IP20	∞	>4	0℃~40℃	50	
14.8V												
DT980	DT980LE-1.2/20	1.2	20	433⇄	1.00	16	IP20	∞	>4	0℃~40℃	50	CE
	DT980LF-1.2/20	1.2	20	433⇄	1.00	16	IP20	∞	>4	0℃~40℃	50	

Note: Above-listed are common information for reference. Please consult Dooya export team for technical details or customization specs.

PRODUCT PARAMETER



		Rated Torque (N)	Runing Speed	Radio Frequency (MHz)	Rated Current (A)	Rated Power (W)	Degree Of Protection (IP)	Running Time (min)	Working Temperature (°C)	L1 (mm)	Certification
12V											
DK30	DK30DE-15/6	15	6cm/s	433⇄	0.66	8	IP20	>4	0°C~40°C	275	CE
7.4V											
DK30	DK30LE-0.15/15	0.15	15 rpm	433⇄	0.83	5	IP20	>4	0°C~40°C	275	CE
6V											
DK30	DK30NE-0.15/15	0.15	15 rpm	433⇄	0.83	5	IP20	>4	0°C~40°C	275	CE

		Rated Torque (Nm)	Runing Speed (cm/s)	Radio Frequency (MHz)	Rated Current (A)	Rated Power (W)	Degree Of Protection (IP)	Running Time (min)	Working Temperature (°C)	L1 (mm)	Certification
100-240V 50/60Hz											
DK40	DK40MTE-0.3/10	0.3	10	433⇄	0.15	8	IP20	>4	0°C~40°C	442	CE
	DK40WTE-0.3/10	0.3	10	433⇄	0.15	8	IP20	>4	0°C~40°C	442	

Note: Above-listed are common information for reference. Please consult Dooya export team for technical details or customization specs.

DS SERIES
Mechanic Limit Switch Control

DB SERIES
Electronic Limit Switch Control



		Rated Torque (Nm)	Rated Speed (Rpm)	Rated Current (A)	Rated Power (W)	Degree Of Protection (IP)	Maximum Limit Turn (turn)	Running Time (min)	Working Temperature (℃)	L1/L2 (mm)	Certification
12V											
DM25DS (Ø25)	DM25DS-0.7/34	0.7	34	0.55	8	IP20	25	>6	0℃~40℃	277/266	CE
	DM25DS-1/32	1	32	0.58	7	IP20	25	>6	0℃~40℃	311/301	
24V											
DM25DS (Ø25)	DM25DS-1/32	1	32	0.38	9	IP20	25	>6	0℃~40℃	311/303	CE
DM25DB (Ø25)	DM25DB-0.1/270	0.1	270	0.74	18	IP20	∞	>6	0℃~40℃	304/284	

Note: Above-listed are common information for reference. Please consult Dooya export team for technical details or customization specs.

PRODUCT PARAMETER

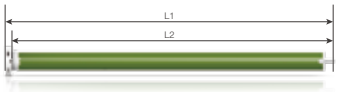

		Rated Torque (Nm)	Rated Speed (Rpm)	Radio Frequency (MHz)	Rated Current (A)	Rated Power (W)	Degree Of Protection (IP)	Maximum Limit Turn (turn)	Running Time (min)	Working Temperature (°C)	L1/L2 (mm)	Certification
5V												
DM15LEU (Ø15)	DM15LEU-0.3/30	0.3	30	433⇄	0.60	5	IP20	∞	>6	0°C~40°C	356/349	CE ETL Intertek FCC-ID Industry Canada
DM22LEU (Ø22)	DM22LEU-0.7/34	0.5	28	433⇄	1.3	10	IP20	∞	>6	0°C~40°C	475/463	
DM25LEU (Ø25)	DM25LEU-1.1/28	1.1	28	433⇄	0.94	8	IP20	∞	>6	0°C~40°C	475/463	
	DM25LEU-1.1/40	1.1	40	433⇄	0.87	10	IP20	∞	>6	0°C~40°C	550/540	
DM28LEU (Ø28)	DM28LEU-2/28	2	28	433⇄	1.25	15	IP20	∞	>6	0°C~40°C	642/630	
DM35LEU (Ø35)	DM35LEU-3/28	3	28	433⇄	1.86	21	IP20	∞	>6	0°C~40°C	655/637	
	DM35LEU-10/9	10	9	433⇄	2.20	26	IP20	∞	>6	0°C~40°C	655/637	
DM45LEU (Ø45)	DM45LEU-3/28	3	28	433⇄	1.86	21	IP20	∞	>6	0°C~40°C	790/777	
	DM45LEU-10/9	10	9	433⇄	1.86	21	IP20	∞	>6	0°C~40°C	790/777	
8V												
DM25LE (Ø25)	DM25LE/L-0.7/34	0.7	34	433⇄	0.93	7	IP20	∞	>6	0°C~40°C	503/491	TÜV CE
12V												
DM25LE (Ø25)	DM25LE-1.1/40	1.1	40	433⇄	0.87	10	IP20	∞	>6	0°C~40°C	503/491	CE CB Industry Canada FCC-ID
DM28LE (Ø28)	DM28LEQ-2/28	2	28	433⇄	1.10	13	IP20	∞	>6	0°C~40°C	642/630	
DM35LE (Ø35)	DM35LE-3/28	3	28	433⇄	2.20	26	IP20	∞	>6	0°C~40°C	654/637	
DM45LE (Ø45)	DM45LEQ-3/28	3	28	433⇄	2.10	25	IP20	∞	>6	0°C~40°C	812/793	
	DM45LEQ-10/9	10	9	433⇄	2.20	26	IP20	∞	>6	0°C~40°C	812/793	
	DM45LE-20/10	20	10	433⇄	1.23	14	IP20	∞	>6	0°C~40°C	812/793	

Note: Above-listed are common information for reference. Please consult Dooya export team for technical details or customization specs.

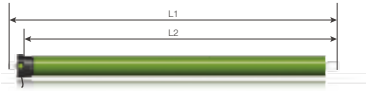

		Rated Torque (Nm)	Rated Speed (Rpm)	Radio Frequency (MHz)	Rated Current (A)	Rated Power (W)	Degree Of Protection (IP)	Maximum Limit Turn (turn)	Running Time (min)	Working Temperature (℃)	L1/L2 (mm)	Certification
12V												
DM25CE (Ø25)	DM25CE/L-0.7/34	0.7	34	433⇄	0.60	7	IP20	∞	>6	0℃~40℃	296/285	CE CB Industry Canada FCC-ID
	DM25CE/L-1.1/40	1.1	40	433⇄	0.83	10	IP20	∞	>6	0℃~40℃	296/285	
	DM25CE/L-1.5/32	1.5	32	433⇄	0.98	10	IP20	∞	>6	0℃~40℃	296/285	
DM28CEQ (Ø28)	DM28CEQ-2/28	2	28	433⇄	1.10	13	IP20	∞	>6	0℃~40℃	430/418	
DM35CE (Ø35)	DM35CE-3/28	3	28	433⇄	2.20	26	IP20	∞	>6	0℃~40℃	456/441	
	DM35CE-10/9	10	9	433⇄	2.20	26	IP20	∞	>6	0℃~40℃	456/441	
DM45CEQ (Ø45)	DM45CEQ-3/28	3	28	433⇄	2.20	25	IP20	∞	>6	0℃~40℃	698/670	
	DM45CEQ-10/9	10	9	433⇄	2.20	26	IP20	∞	>6	0℃~40℃	698/670	
	DM45CE-20/10	20	10	433⇄	4.0	44	IP20	∞	>6	0℃~40℃	571/552	
100-240V 50/60Hz												
DM25TE (Ø25)	DM25TE-0.7/34	0.7	34	433⇄	0.09	10	IP20	∞	>6	0℃~40℃	433/421	CE
	DM25TE-1.5/32	1.5	32	433⇄	0.15	13	IP20	∞	>6	0℃~40℃	443/431	
DM28TEQ (Ø28)	DM28TEQ-2/28	2	28	433⇄	0.16	18	IP20	∞	>6	0℃~40℃	643/631	

Note: Above-listed are common information for reference. Please consult Dooya export team for technical details or customization specs.

PRODUCT PARAMETER

S SERIES
Mechanic Limit

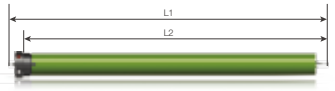

		Rated Torque (Nm)	Rated Speed (Rpm)	Rated Current (A)	Rated Power (W)	Degree Of Protection (IP)	Maximum Limit Turn (turn)	Running Time (min)	Working Temperature (°C)	L1/L2 (mm)	Certification
230V / 50Hz											
DM35S (Ø35)	DM35S-6/28	6	28	0.53	121	IP44	36	>4	-10°C~50°C	445/417	
	DM35S-10/17	10	17	0.53	121	IP44	36	>4	-10°C~50°C	445/417	
	DM35S-13/14	13	14	0.53	121	IP44	36	>4	-10°C~50°C	445/417	
DM35SL (Ø35)	DM35SL-6/28	6	28	0.67	144	IP44	36	>4	-10°C~50°C	514/487	
	DM35SL-10/17	10	17	0.67	144	IP44	36	>4	-10°C~50°C	514/487	
DM35SD (Ø35)	DM35SD-10/17	10	17	0.53	121	IP44	36	>4	-10°C~50°C	395/368	
DM45S (Ø45)	DM45S-10/26	10	26	0.64	145	IP44	45	>4	-10°C~50°C	455/444	
	DM45S-20/26	20	26	0.77	170	IP44	45	>4	-10°C~50°C	**525/514**	
	DM45S-30/15	30	15	0.83	191	IP44	45	>4	-10°C~50°C	525/514	
DM45SL (Ø45)	DM45SL-10/26	10	26	0.64	145	IP44	45	>4	-10°C~50°C	561/517	
	DM45SL-20/26	20	26	0.77	170	IP44	45	>4	-10°C~50°C	**591/547**	
DM45SD (Ø45)	DM45SD-10/15	10	15	0.49	112	IP44	45	>4	-10°C~50°C	**351/322**	
	DM45SD-20/15	20	15	0.64	145	IP44	45	>4	-10°C~50°C	**366/337**	
120V / 60Hz											
DM35S (Ø35)	DM35S-6/33	6	33	0.97	113	IP44	36	>4	-10°C~50°C	474/447	
	DM35S-10/21	10	21	1.00	121	IP44	36	>4	-10°C~50°C	474/447	
	DM35S-13/15	13	15	1.00	121	IP44	36	>4	-10°C~50°C	474/447	
DM35SL (Ø35)	DM35SL-6/33	6	33	0.85	102	IP44	36	>4	-10°C~50°C	513/468	
	DM35SL-10/21	10	21	1.00	121	IP44	36	>4	-10°C~50°C	513/468	

Note: Above-listed are common information for reference. Please consult Dooya export team for technical details or customization specs.

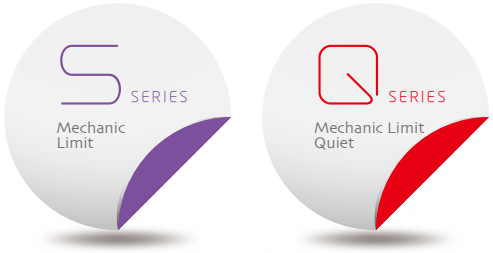

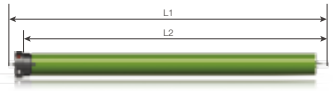

		Rated Torque (Nm)	Rated Speed (Rpm)	Rated Current (A)	Rated Power (W)	Degree Of Protection (IP)	Maximum Limit Turn (turn)	Running Time (min)	Working Temperature (℃)	L1/L2 (mm)	Certification
120V / 60Hz											
DM45S (Ø45)	DM45S-10/32	10	32	1.17	140	IP44	45	>4	-10℃~50℃	515/484	ROHS cULus
	DM45S-20/32	20	32	1.59	208	IP44	45	>4	-10℃~50℃	**545/524**	
DM45SL (Ø45)	DM45SL-10/32	10	32	1.17	140	IP44	45	>4	-10℃~50℃	515/484	
	DM45SL-20/32	20	32	1.70	200	IP44	45	>4	-10℃~50℃	**566/534**	



		Rated Torque (Nm)	Rated Speed (Rpm)	Rated Current (A)	Rated Power (W)	Degree Of Protection (IP)	Maximum Limit Turn (turn)	Running Time (min)	Working Temperature (℃)	L1/L2 (mm)	Certification
230V / 50Hz											
DM35Q (Ø35)	DM35Q-4/28	4	28	0.57	133	IP44	36	>4	-10℃~50℃	550/535	TÜV CE
	DM35Q-6/20	6	20	0.57	133	IP44	36	>4	-10℃~50℃	550/535	
	DM35Q-8/15	8	15	0.57	133	IP44	36	>4	-10℃~50℃	550/535	
DM45Q (Ø45)	DM45Q-6/28	6	28	0.53	121	IP44	36	>4	-10℃~50℃	645/624	
	DM45Q-10/17	10	17	0.53	121	IP44	36	>4	-10℃~50℃	645/624	
120V / 60Hz											
DM35Q (Ø35)	DM35Q-4/33	4	33	0.78	102	IP44	36	>4	-10℃~50℃	550/535	cULus
	DM35Q-6/24	6	24	0.78	102	IP44	36	>4	-10℃~50℃	550/535	
DM45Q (Ø45)	DM45Q-6/33	6	33	0.85	102	IP44	36	>4	-10℃~50℃	645/624	
	DM45Q-10/21	10	21	1.00	121	IP44	36	>4	-10℃~50℃	645/624	

Note: Above-listed are common information for reference. Please consult Dooya export team for technical details or customization specs.

PRODUCT PARAMETER



		Rated Torque (Nm)	Rated Speed (Rpm)	Radio Frequency (MHz)	Rated Current (A)	Rated Power (W)	Degree Of Protection (IP)	Maximum Limit Turn (turn)	Running Time (min)	Working Temperature (℃)	L1/L2 (mm)	Certification
230V / 50Hz												
DM35R (Ø35)	DM35R-6/28	6	28	433⇄	0.53	121	IP44	36	>4	-10℃~50℃	594/567	
	DM35R-10/17	10	17	433⇄	0.53	121	IP44	36	>4	-10℃~50℃	594/567	
	DM35R-13/14	13	14	433⇄	0.53	121	IP44	36	>4	-10℃~50℃	594/567	
DM35RL (Ø35)	DM35RL-6/28	6	28	433⇄	0.63	144	IP44	36	>4	-10℃~50℃	594/567	
	DM35RL-10/17	10	17	433⇄	0.63	144	IP44	36	>4	-10℃~50℃	594/567	
DM35RQ (Ø35)	DM35RQ-4/28	4	28	433⇄	0.57	133	IP44	36	>4	-10℃~50℃	613/587	
	DM35RQ-6/20	6	20	433⇄	0.57	133	IP44	36	>4	-10℃~50℃	613/587	
	DM35RQ-8/15	8	17	433⇄	0.57	133	IP44	36	>4	-10℃~50℃	613/587	
DM45R (Ø45)	DM45R-10/26	10	26	433⇄	0.64	145	IP44	45	>4	-10℃~50℃	612/582	
	DM45R-20/26	20	26	433⇄	0.77	170	IP44	45	>4	-10℃~50℃	**632/513**	
	DM45R-30/15	30	15	433⇄	0.83	191	IP44	45	>4	-10℃~50℃	632/613	
DM45RL (Ø45)	DM45RL-10/26	10	26	433⇄	0.64	145	IP44	45	>4	-10℃~50℃	706/657	
	DM45RL-20/26	20	26	433⇄	0.77	170	IP44	45	>4	-10℃~50℃	**706/657**	
DM45RQ (Ø45)	DM45RQ-6/28	6	28	433⇄	0.57	133	IP44	45	>4	-10℃~50℃	826/777	
	DM45RQ-10/17	10	17	433⇄	0.57	133	IP44	45	>4	-10℃~50℃	826/777	

Note: Above-listed are common information for reference. Please consult Dooya export team for technical details or customization specs.



		Rated Torque (Nm)	Rated Speed (Rpm)	Radio Frequency (MHz)	Rated Current (A)	Rated Power (W)	Degree Of Protection (IP)	Maximum Limit Turn (turn)	Running Time (min)	Working Temperature (℃)	L1/L2 (mm)	Certification
120V / 60Hz												
DM35R (Ø35)	DM35R-6/33	6	33	433⇄	0.85	102	IP44	36	>4	-10℃~50℃	583/567	
	DM35R-10/21	10	21	433⇄	1.00	121	IP44	36	>4	-10℃~50℃	583/567	
	DM35R-13/15	13	15	433⇄	1.00	121	IP44	36	>4	-10℃~50℃	583/567	
DM35RL (Ø35)	DM35RL-6/33	6	33	433⇄	0.85	102	IP44	36	>4	-10℃~50℃	594/552	
	DM35RL-10/21	10	21	433⇄	0.99	119	IP44	36	>4	-10℃~50℃	594/552	
DM35RQ (Ø35)	DM35RQ-4/33	4	33	433⇄	0.85	102	IP44	36	>4	-10℃~50℃	614/587	
	DM35RQ-6/24	6	24	433⇄	0.85	102	IP44	36	>4	-10℃~50℃	614/587	
	DM35RQ-8/17	8	17	433⇄	0.85	102	IP44	36	>4	-10℃~50℃	614/587	
DM45R (Ø45)	DM45R-10/32	10	32	433⇄	1.23	148	IP44	45	>4	-10℃~50℃	645/624	
	DM45R-20/32	20	32	433⇄	1.60	208	IP44	45	>4	-10℃~50℃	**685/664**	
DM45RL (Ø45)	DM45RL-10/32	10	32	433⇄	1.23	148	IP44	45	>4	-10℃~50℃	666/634	
	DM45RL-20/32	20	32	433⇄	1.60	208	IP44	45	>4	-10℃~50℃	**706/674**	
DM45RQ (Ø45)	DM45RQ-6/33	6	33	433⇄	0.87	104	IP44	45	>4	-10℃~50℃	826/794	
	DM45RQ-10/21	10	21	433⇄	1.00	121	IP44	45	>4	-10℃~50℃	826/794	

Note: Above-listed are common information for reference. Please consult Dooya export team for technical details or customization specs.

PRODUCT PARAMETER

B SERIES
Electronic Limit Switch Control



		Rated Torque (Nm)	Rated Speed (Rpm)	Rated Current (A)	Rated Power (W)	Degree Of Protection (IP)	Maximum Limit Turn (turn)	Running Time (min)	Working Temperature (℃)	L1/L2 (mm)	Certification
230V / 50Hz											
DM35B (Ø35)	DM35B-6/28	6	28	0.63	144	IP44	∞	>4	-10℃~50℃	583/567	
	DM35B-10/17	10	17	0.63	144	IP44	∞	>4	-10℃~50℃	583/567	
	DM35B-13/14	13	14	0.63	144	IP44	∞	>4	-10℃~50℃	583/567	
DM35BQ (Ø35)	DM35BQ-4/28	4	28	0.57	133	IP44	∞	>4	-10℃~50℃	565/522	
	DM35BQ-6/20	6	20	0.57	133	IP44	∞	>4	-10℃~50℃	565/522	
	DM35BQ-8/15	8	15	0.57	133	IP44	∞	>4	-10℃~50℃	565/522	
DM35A (Ø35)	DM35A-6/28	6	28	0.63	144	IP44	∞	>4	-10℃~50℃	583/567	
	DM35A-10/17	10	17	0.63	144	IP44	∞	>4	-10℃~50℃	583/567	
DM45B (Ø45)	DM45B-10/26	10	26	0.69	161	IP44	∞	>4	-10℃~50℃	506/494	
	DM45B-20/26	20	26	0.90	205	IP44	∞	>4	-10℃~50℃	576/564	
	DM45B-30/15	30	15	0.87	200	IP44	∞	>4	-10℃~50℃	582/563	
DM45BH (Ø45)	DM45BH-10/15	10	15	0.48	113	IP44	∞	>4	-10℃~50℃	394/369	
DM45BQ (Ø45)	DM45BQ-6/28	6	28	0.62	133	IP44	∞	>4	-10℃~50℃	726/667	
	DM45BQ-10/17	10	17	0.62	133	IP44	∞	>4	-10℃~50℃	726/667	
DM45A (Ø45)	DM45A-10/26	10	26	0.69	161	IP44	∞	>4	-10℃~50℃	506/494	
	DM45A-20/26	20	26	0.90	205	IP44	∞	>4	-10℃~50℃	576/564	

Note: Above-listed are common information for reference. Please consult Dooya export team for technical details or customization specs.



120V / 60Hz

		Rated Torque (Nm)	Rated Speed (Rpm)	Rated Current (A)	Rated Power (W)	Degree Of Protection (IP)	Maximum Limit Turn (turn)	Running Time (min)	Working Temperature (℃)	L1/L2 (mm)	Certification
DM35B (Ø35)	DM35B-6/33	6	33	0.93	113	IP44	∞	>4	-10℃~50℃	583/567	
	DM35B-10/21	10	21	1.00	121	IP44	∞	>4	-10℃~50℃	583/567	
	DM35B-13/15	13	15	1.00	121	IP44	∞	>4	-10℃~50℃	583/567	
DM35BQ (Ø35)	DM35BQ-4/33	4	33	0.78	102	IP44	∞	>4	-10℃~50℃	583/567	
	DM35BQ-6/24	6	24	0.78	102	IP44	∞	>4	-10℃~50℃	583/567	
	DM35BQ-8/17	8	17	0.78	102	IP44	∞	>4	-10℃~50℃	583/567	
DM35A (Ø35)	DM35A-6/33	6	33	0.63	144	IP44	∞	>4	-10℃~50℃	583/567	
	DM35A-10/21	10	21	0.63	144	IP44	∞	>4	-10℃~50℃	583/567	
DM45B (Ø45)	DM45B-10/32	10	32	1.23	148	IP44	∞	>4	-10℃~50℃	556/544	
	DM45B-20/32	20	32	1.60	208	IP44	∞	>4	-10℃~50℃	596/584	
DM45BQ (Ø45)	DM45BQ-6/33	6	33	0.87	104	IP44	∞	>4	-10℃~50℃	826/794	
	DM45BQ-10/21	10	21	1.00	121	IP44	∞	>4	-10℃~50℃	826/794	
DM45A (Ø45)	DM45A-10/32	10	32	1.17	140	IP44	∞	>4	-10℃~50℃	716/683	
	DM45A-20/32	20	32	1.59	208	IP44	∞	>4	-10℃~50℃	716/683	

Note: Above-listed are common information for reference. Please consult Dooya export team for technical details or customization specs.

PRODUCT PARAMETER



		Rated Torque (Nm)	Rated Speed (Rpm)	Radio Frequency (MHz)	Rated Current (A)	Rated Power (W)	Degree Of Protection (IP)	Maximum Limit Turn (turn)	Running Time (min)	Working Temperature (℃)	L1/L2 (mm)	Certification
230V / 50Hz												
DM35E (Ø35)	DM35E-6/28	6	28	433⇄	0.63	144	IP44	∞	>4	-10℃~50℃	583/567	
	DM35E-10/17	10	17	433⇄	0.63	144	IP44	∞	>4	-10℃~50℃	583/567	
	DM35E-13/14	13	14	433⇄	0.63	144	IP44	∞	>4	-10℃~50℃	583/567	
DM35EQ (Ø35)	DM35EQ-4/28	4	28	433⇄	0.57	133	IP44	∞	>4	-10℃~50℃	565/522	
	DM35EQ-6/20	6	20	433⇄	0.57	133	IP44	∞	>4	-10℃~50℃	565/522	
	DM35EQ-8/15	8	15	433⇄	0.57	133	IP44	∞	>4	-10℃~50℃	565/522	
DM35F (Ø35)	DM35F-6/28	6	28	433⇄	0.63	144	IP44	∞	>4	-10℃~50℃	595/552	
	DM35F-10/17	10	17	433⇄	0.63	144	IP44	∞	>4	-10℃~50℃	595/552	
DM45E (Ø45)	DM45E-10/26	10	26	433⇄	0.69	161	IP44	∞	>4	-10℃~50℃	602/583	
	DM45E-20/26	20	26	433⇄	0.90	205	IP44	∞	>4	-10℃~50℃	645/624	
	DM45E-30/15	30	15	433⇄	0.87	200	IP44	∞	>4	-10℃~50℃	652/633	
DM45EQ (Ø45)	DM45EQ-6/28	6	28	433⇄	0.67	155	IP44	∞	>4	-10℃~50℃	716/684	
	DM45EQ-10/17	10	17	433⇄	0.67	155	IP44	∞	>4	-10℃~50℃	716/684	
DM45EZ (Ø45)	DM45EZ-10/15	10	15	433⇄	0.48	113	IP44	∞	>4	-10℃~50℃	394/369	
DM45F (Ø45)	DM45F-10/26	10	26	433⇄	0.69	161	IP44	∞	>4	-10℃~50℃	616/567	
	DM45F-20/26	20	26	433⇄	0.90	205	IP44	∞	>4	-10℃~50℃	666/617	

Note: Above-listed are common information for reference. Please consult Dooya export team for technical details or customization specs.



		Rated Torque (Nm)	Rated Speed (Rpm)	Radio Frequency (MHz)	Rated Current (A)	Rated Power (W)	Degree Of Protection (IP)	Maximum Limit Turn (turn)	Running Time (min)	Working Temperature (℃)	L1/L2 (mm)	Certification
120V / 60Hz												
DM35E (Ø35)	DM35E-6/33	6	33	433⇄	0.97	113	IP44	∞	>4	-10℃~50℃	583/567	
	DM35E-10/21	10	21	433⇄	1.00	121	IP44	∞	>4	-10℃~50℃	583/567	
	DM35E-13/15	13	15	433⇄	1.00	121	IP44	∞	>4	-10℃~50℃	583/567	
DM35EQ (Ø35)	DM35EQ-4/33	4	33	433⇄	0.78	102	IP44	∞	>4	-10℃~50℃	565/522	
	DM35EQ-6/24	6	24	433⇄	0.78	102	IP44	∞	>4	-10℃~50℃	565/522	
	DM35EQ-8/17	8	17	433⇄	0.78	102	IP44	∞	>4	-10℃~50℃	565/522	
DM35F (Ø35)	DM35F-6/33	6	33	433⇄	0.85	102	IP44	∞	>4	-10℃~50℃	595/552	
	DM35F-10/21	10	21	433⇄	1.00	121	IP44	∞	>4	-10℃~50℃	595/522	
DM45E (Ø45)	DM45E-10/32	10	32	433⇄	1.23	148	IP44	∞	>4	-10℃~50℃	666/584	
	DM45E-20/32	20	32	433⇄	1.60	208	IP44	∞	>4	-10℃~50℃	666/617	
DM45EQ (Ø45)	DM45EQ-6/33	6	33	433⇄	0.87	104	IP44	∞	>4	-10℃~50℃	759/734	
	DM45EQ-10/21	10	21	433⇄	1.00	121	IP44	∞	>4	-10℃~50℃	759/734	
DM45F (Ø45)	DM45F-10/32	10	32	433⇄	1.17	140	IP44	∞	>4	-10℃~50℃	616/567	
	DM45F-20/32	20	32	433⇄	1.70	200	IP44	∞	>4	-10℃~50℃	666/617	

Note: Above-listed are common information for reference. Please consult Dooya export team for technical details or customization specs.



18 Motor Accessories

183 Tube And Accessories
185 Crown And Adaptor
189 Tube Idler
190 Wall Mount Bracket
191 Click-in Bracket
192 Venetian Blinds Accessories
193 Tube Fitting Quick Guide

TUBE AND ACCESSORIES

Model	Tube	Crown	Drive Adapter	Idler	Bracket
DM25 Motor (Φ40/ Φ38)	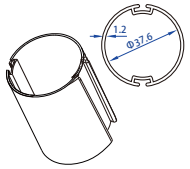	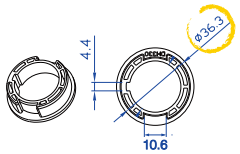	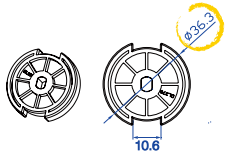	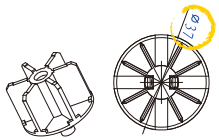	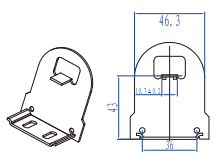 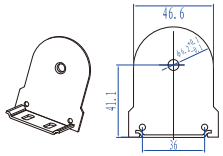
	38mm round tube	DH330	DL379	DW119A	DZ591C DZ591B
DM28 MOTOR	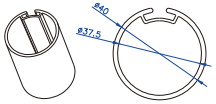	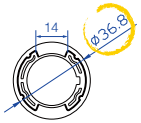	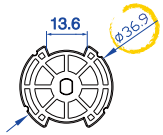	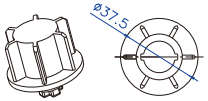	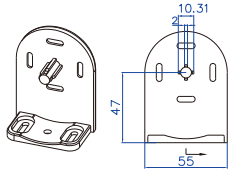 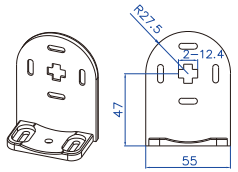
	DG19	DH386	DL386	DW120	DZ592B DZ592

Remarks: For more options, please contact our sales consultant

TUBE AND ACCESSORIES

Model	Tube	Crown	Drive adaptor	Idler	Bracket	Middle Support Bracket
DM35 DM45 Motor (Φ55)	 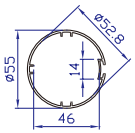 DG03	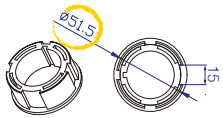 DH178 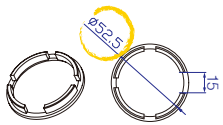 DH100	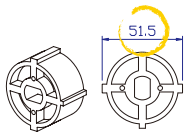 DL02 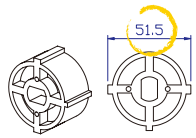 DL02	Not Required 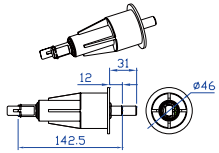 DW44A	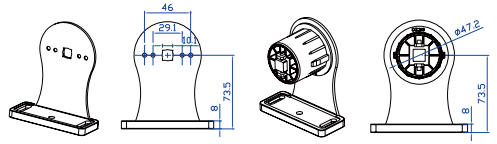 DZ319B DZ318B 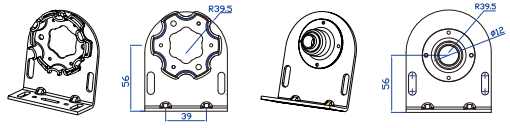 DZ382H DZ382G	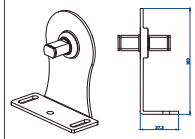 DZ411MA 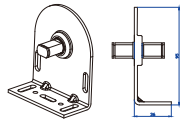 DZ411MB

Remarks: For more options, please contact our sales consultant

CROWN AND ADAPTOR

Φ15	Φ25									
Crown DH420A 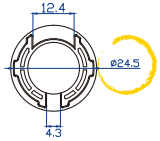 Rubber	Crown DH241 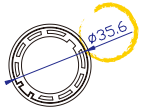 Plastic	Drive Adaptor DL265 Plastic	Crown DH351 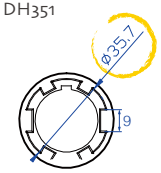 Plastic	Drive Adaptor DL408 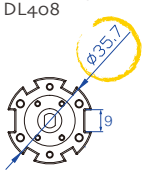 Plastic	Crown DH330 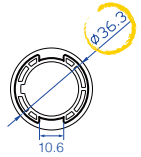 Plastic	Drive Adaptor DL379 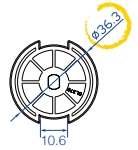 Plastic	Crown DH338 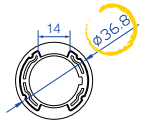 Plastic	Drive Adaptor DL386 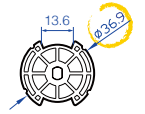 Plastic
Ordinary Gear Ring Of Limit Head For DM15 Tubular Motor	Drive Adaptor DL499 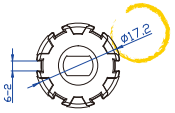 Plastic	Crown DH345 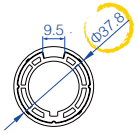 Plastic	Drive Adaptor DL399 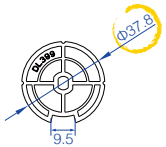 Plastic	Crown DH319 Plastic	Drive Adaptor DL367 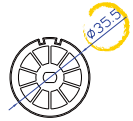 Plastic	Crown DH371 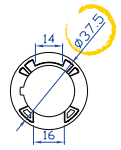 Plastic	Drive Adaptor DL441  Plastic	Crown DH444 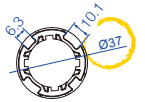 Plastic	Drive Adaptor DL513 Plastic
Crown DH511 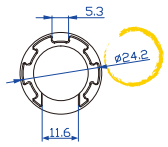 Plastic	Drive Adaptor DL575 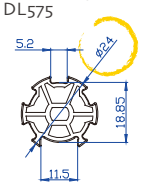 Plastic	Crown DH447 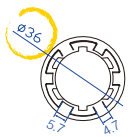 Plastic	Drive Adaptor DL516 Plastic	Crown DH454 Plastic	Drive Adaptor DL523 Plastic	Crown DH471 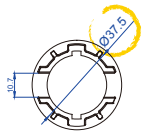 Plastic	Drive Adaptor DL547 Plastic	Crown DH472 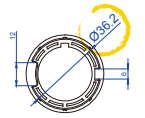 Plastic	Drive Adaptor DL549 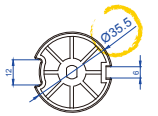 Plastic

Remarks: For more options, please contact our sales consultant

Φ28	Φ35				
Crown DH386 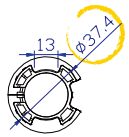 Plastic Drive Adaptor DL386 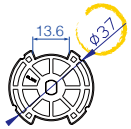 Plastic	Crown DH423 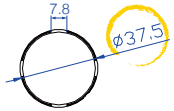 Plastic	Crown DH448  Plastic	Crown DH36 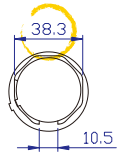 Plastic Drive Adaptor DL44 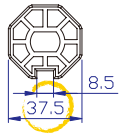 Plastic	Crown DH126 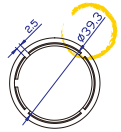 Plastic Drive Adaptor DL144 Plastic
Crown DH422 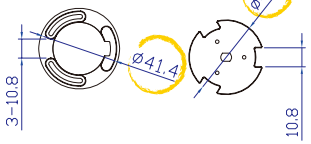 Plastic Drive Adaptor DL489 Plastic	Crown DH138 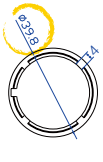 Plastic Drive Adaptor DL153 Plastic	Crown DH316 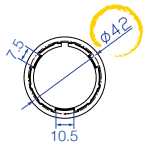 Plastic Drive Adaptor DL362 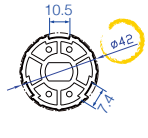 Plastic	Crown DH66 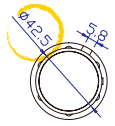 Plastic Drive Adaptor DL76 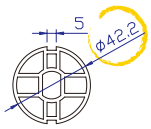 Plastic	Crown DH161 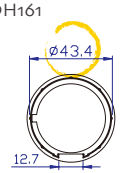 Plastic Drive Adaptor DL176 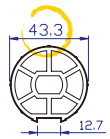 Plastic
Crown DH430 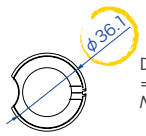 DM28+DH430 =DM35 Tubular Motor in side	Crown DH55 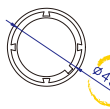 Plastic Drive Adaptor DL65 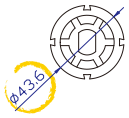 Rubber	Crown DH302 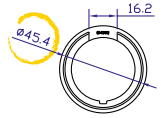 Plastic Drive Adaptor DL345 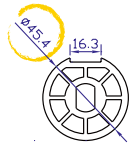 Plastic	Crown DH118 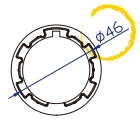 Plastic Drive Adaptor DL133 Plastic	Crown DH16 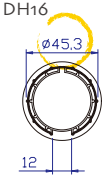 Plastic Drive Adaptor DL20 Plastic

Remarks: For more options, please contact our sales consultant

CROWN AND ADAPTOR

Φ35

Crown DH31	Drive Adaptor DL35	Crown DH47	Drive Adaptor DL56	Crown DH83	Drive Adaptor DL96	Crown DH146	Drive Adaptor DL164	Crown DH354	Drive Adaptor DL406
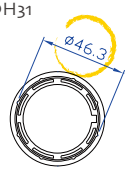			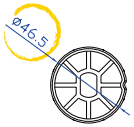	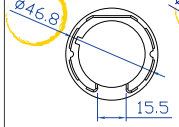	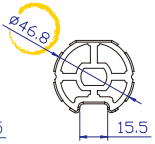	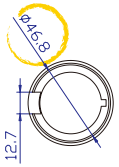	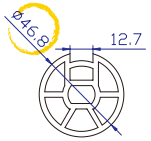	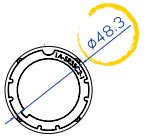	
Plastic	Plastic	Plastic	Plastic	Plastic	Plastic	Plastic	Plastic	Plastic	Plastic

Crown DH71	Drive Adaptor DL82	Crown DH48	Drive Adaptor DL58	Crown DH344	Drive Adaptor DL397	Crown DH178	Drive Adaptor DL02	Crown DH162	Drive Adaptor DL177
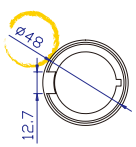	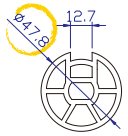	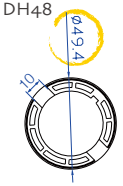	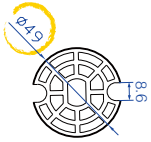	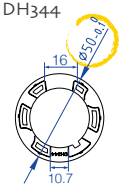	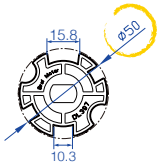	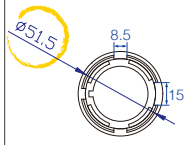		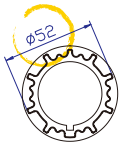	
Plastic	Plastic	Plastic	Plastic	Plastic	Plastic	Plastic	Plastic	Plastic	Plastic

Crown DH252	Drive Adaptor DL278	Crown DH92	Drive Adaptor DL107	Crown DH33	Drive Adaptor DL40	Crown DH95	Drive Adaptor DL41	Crown DH373	Drive Adaptor DL443
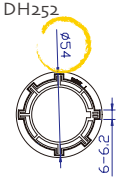		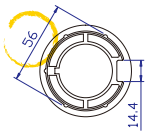	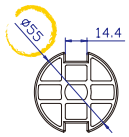	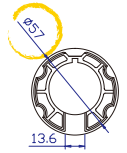		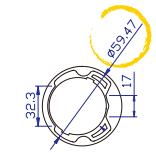	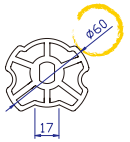	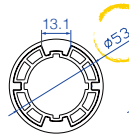	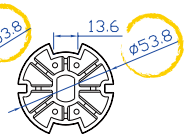
Plastic	Plastic	Plastic	Plastic	Plastic	Plastic	Plastic	Plastic	Plastic	Plastic

Remarks: For more options, please contact our sales consultant

Φ45

Crown DH20 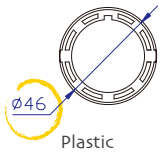 Plastic DM35+DH20 =DM45 Tubular Motor in side	Crown DH434 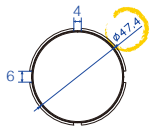 Plastic	Crown DH100 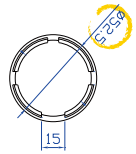 Plastic Drive Adaptor DL02 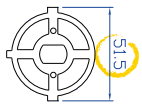 Plastic	Crown DH285 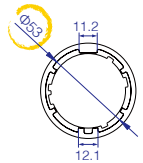 Plastic Drive Adaptor DL319 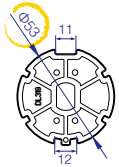 Plastic	Crown DH17 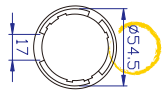 Plastic Drive Adaptor DL21 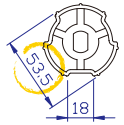 Plastic
Crown DH243 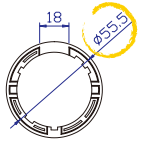 Plastic Drive Adaptor DL267 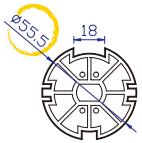 Plastic	Crown DH230 Plastic Drive Adaptor DL253 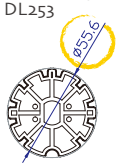 Plastic	Crown DH56 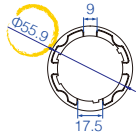 Plastic Drive Adaptor DL71 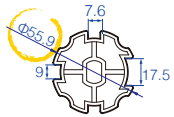 Plastic	Crown DH62 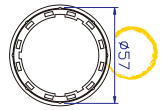 Plastic Drive Adaptor DL170 Plastic	Crown DH38 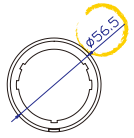 Plastic Drive Adaptor DL46 Plastic
Crown DH88 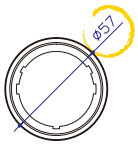 Plastic Drive Adaptor DL101 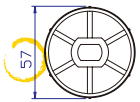 Plastic	Crown DH109 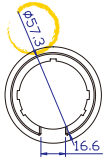 Plastic Drive Adaptor DL123 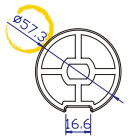 Plastic	Crown DH334 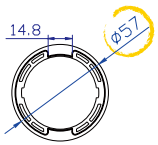 Plastic Drive Adaptor DL107 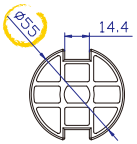 Plastic	Crown DH253 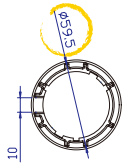 Plastic Drive Adaptor DL279 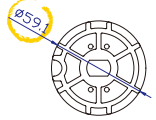 Plastic	Crown DH34 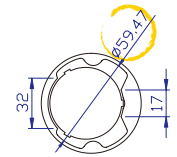 Plastic Drive Adaptor DL41  Plastic

Remarks: For more options, please contact our sales consultant

TUBE IDLER

Idler DW77 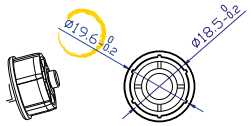	Idler DW119A 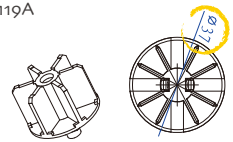	Idler DW120 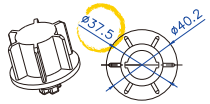	Idler DW110 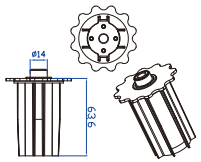	Idler DW114 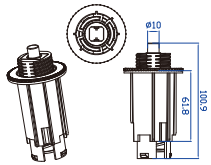
Idler DW13 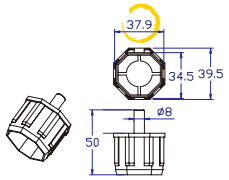	Idler DW21 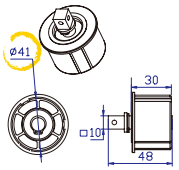	Idler DW22 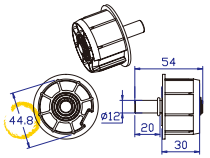	Idler DW44 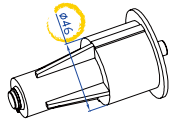	Idler DW05 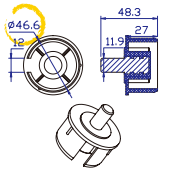
Idler DW50A 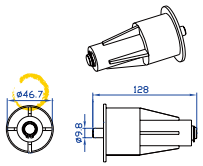	Idler DW30 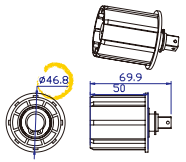	Idler DW23 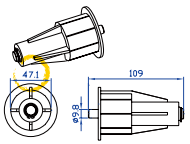	Idler DW02 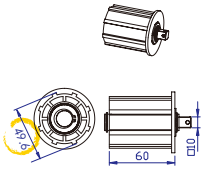	Idler DW16 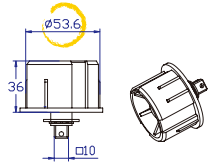
Idler DW24 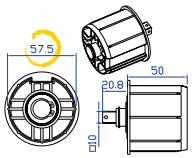	Idler DW06 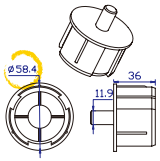	Idler DW09 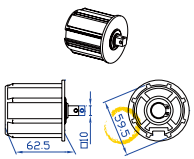	Idler DW17 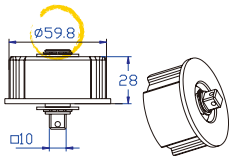	Idler DW07 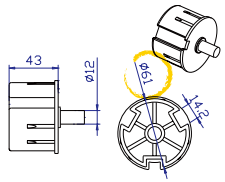

Remarks: For more options, please contact our sales consultant

WALL MOUNT BRACKET

Motor Bracket
DZ591A

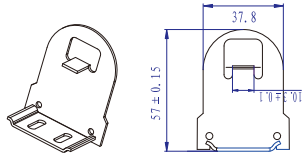

Idler Bracket
DZ591

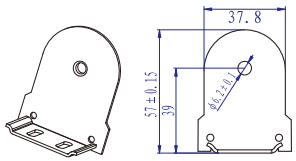

Motor Bracket
DZ591C

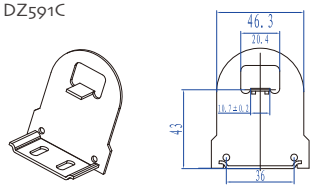

Idler Bracket
DZ591B

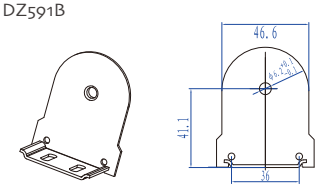

Motor Bracket
DZ592B

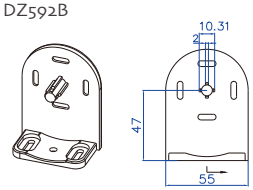

Idler Bracket
DZ592

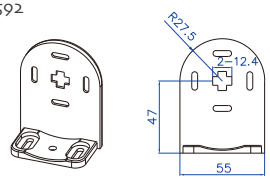

Motor Bracket
DZ382B

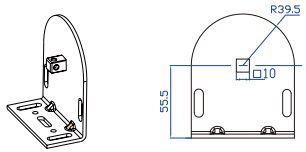

Idler Bracket
DZ382C

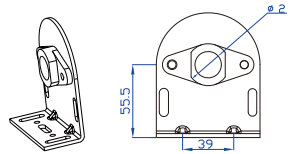

Motor Bracket
DZ382H

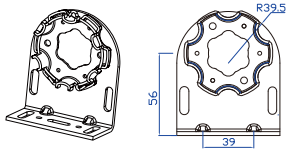

Idler Bracket
DZ382G

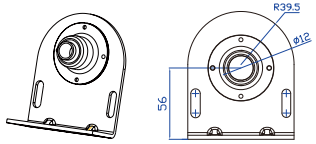

Motor Bracket
DZ319B

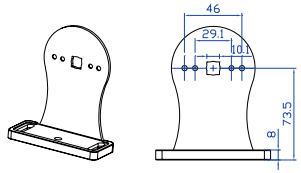

Idler Bracket
DZ318B

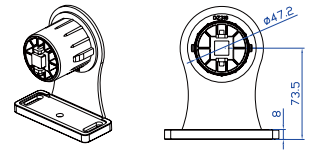

Remarks: For more options, please contact our sales consultant

CLICK-IN BRACKET

Motor Bracket DZ497 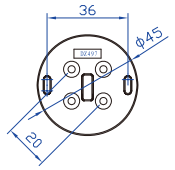 Max 1.5Nm	Motor Bracket DZ521 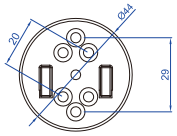 Max 1.5Nm	Motor Bracket DZ592D 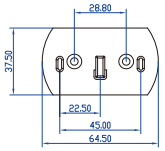 Max 1.5Nm	Motor Bracket 35-1-16-34Y 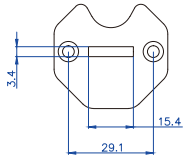 Max 3Nm
Motor Bracket 35-1-16-34C 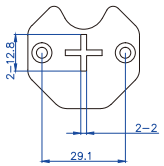 Max 3Nm	Motor Bracket 35-1-36-09F 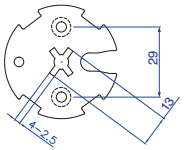 Max 3Nm	Motor Bracket 35-1-36-091 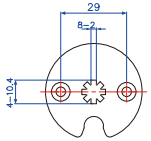 Max 3Nm	Motor Bracket 45-1-43-30L 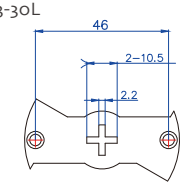 Max 6Nm
Motor Bracket 45-1-43B-30F 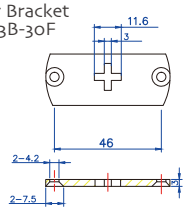 Max 6Nm	Motor Bracket 45-1-36-22C 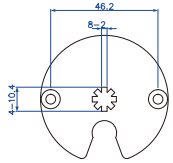 Max 6Nm	Motor Bracket DS684 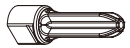	Drive Adaptor DS645H 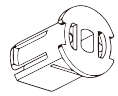

Remarks: For more options, please contact our sales consultant

VENETIAN BLINDS ACCESSORIES

Venetian Blind Motor Accessories

Motor Bracket
DS440

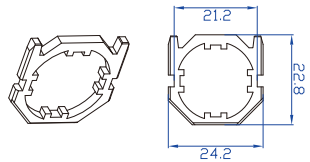

Motor Bracket
DS440A

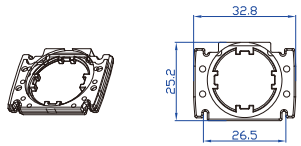

Motor Buffer Bracket
DS440B

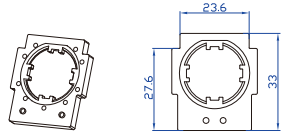

Motor Buffer Bracket
DS440F

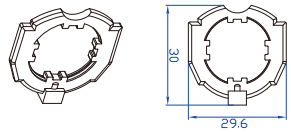

Motor Buffer Bracket
DS440G

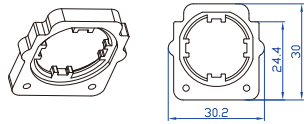

Motor Buffer Bracket
DS440I

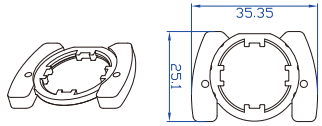

Motor Adaptor
DS440P

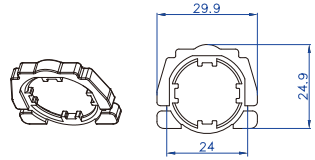

Motor Adaptor
DS440S

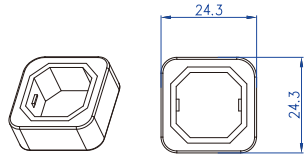

Motor Adaptor
DS440C

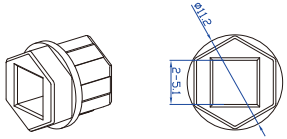

Motor Adaptor
DS440D

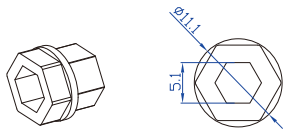

Motor Adaptor
DS440E

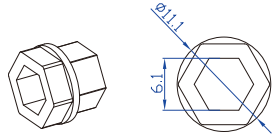

Rope Winder
DS391

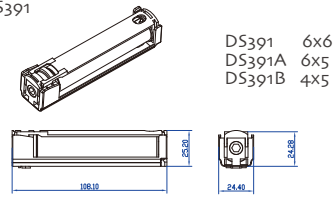

DS391	6x6
DS391A	6x5
DS391B	4x5

Remarks: For more options, please contact our sales consultant

TUBE FITTING QUICK GUIDE

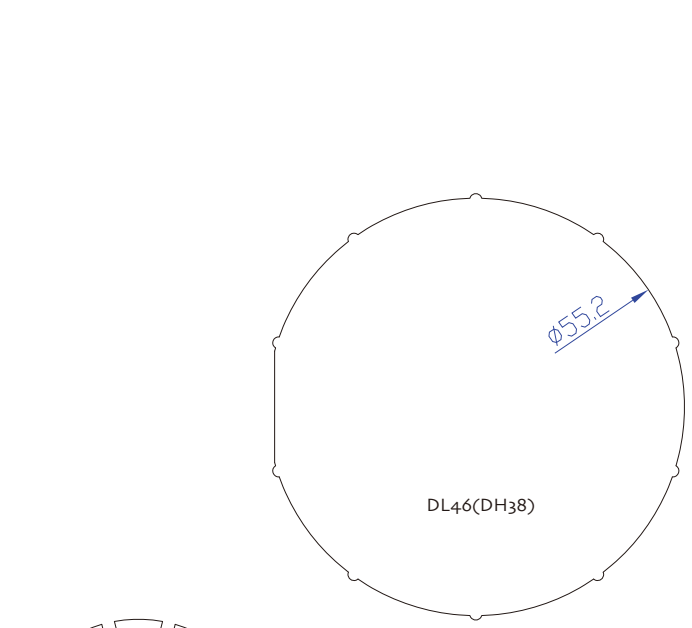

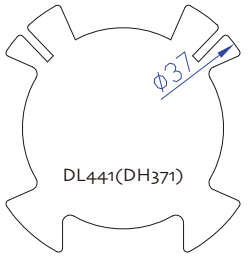

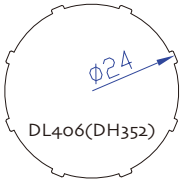

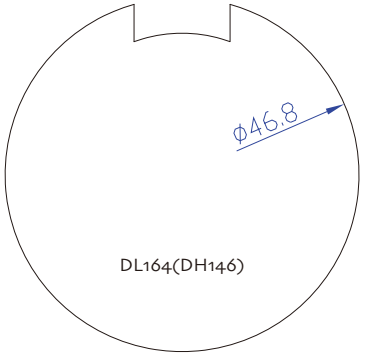

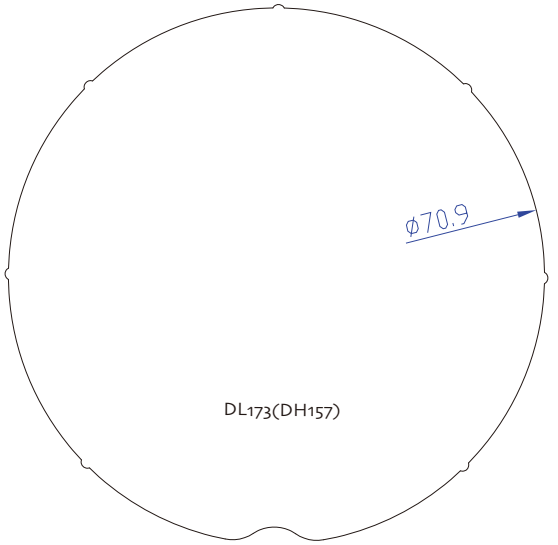

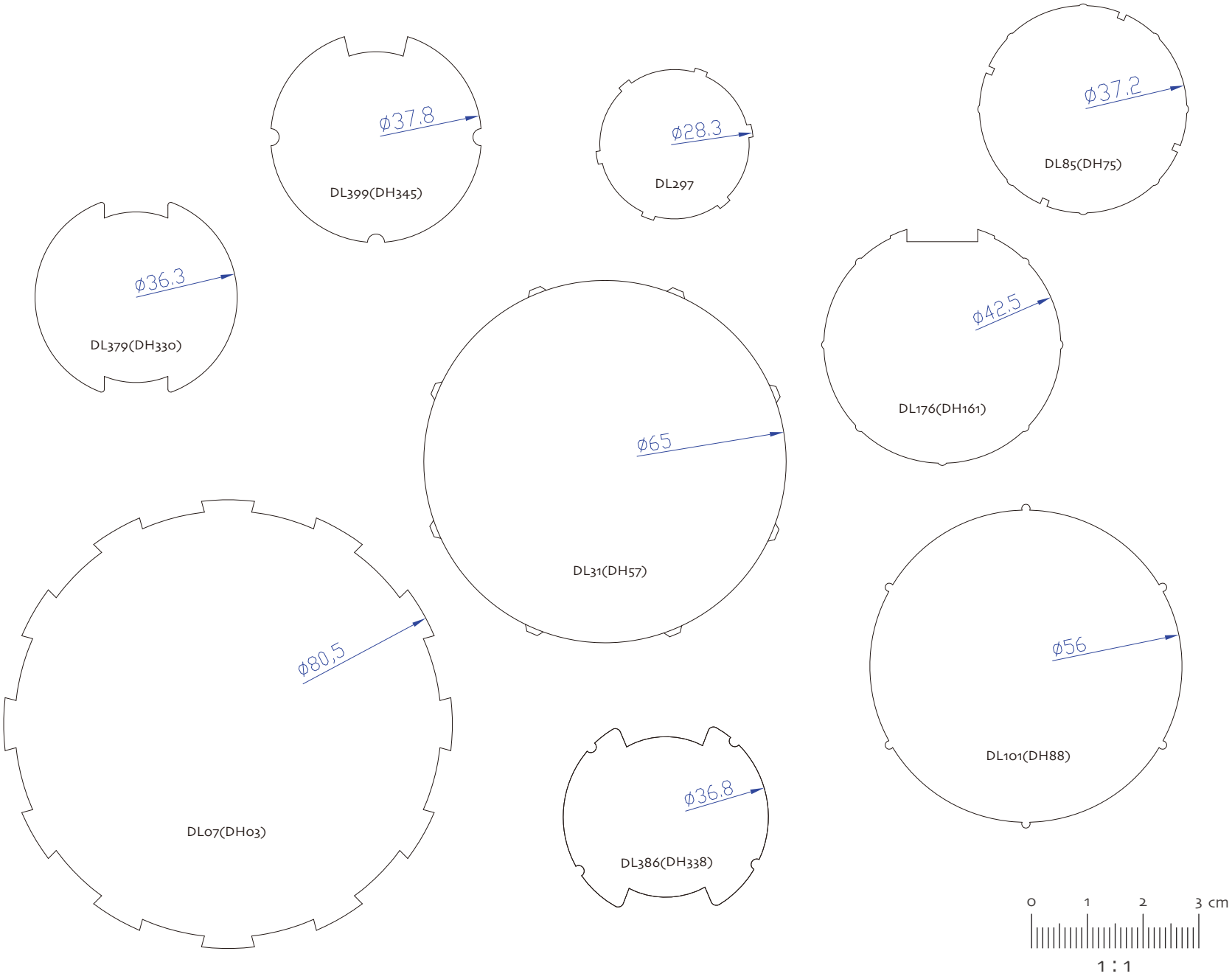
ø37.8
DL399(DH345)
ø28.3
DL297
ø37.2
DL85(DH75)
ø36.3
DL379(DH330)
ø65
DL31(DH57)
ø42.5
DL176(DH161)
ø80.5
DL07(DH03)
ø36.8
DL386(DH338)
ø56
DL101(DH88)
0 1 2 3 cm
1 : 1

DOOYA®

TUBULAR MOTOR

DOOYA MOTOR · NINGBO · CHINA

+86-574-2629-3040/3042

+86-574-2628-9115

info@dooya.com www.dooya.com